

# SABIX® ULTRA

CONTINUOUSLY FLEXIBLE  
WITH HIGHEST FIRE PROTECTION



Continuously flexible with highest fire protection



# SABIX® Ultra

Fire protection has never been so flexible

- fire protection
- halogen-free
- flexibility
- oil resistance

These are the characteristics united by our new product range SABIX® Ultra. Due to the new sheath material the cable can be used for flexible applications and shows the highest fire protection features such as IEC 60332-3 Cat. C resp. D

respectively the French standard NF C 32-070 C1.

The cables are used for example as festoon cable for polar cranes in nuclear power plants. In rail technology these cables are used as sensor cable or as flexible control cable at the train doors. Due to the very good oil and fuel resistance the use in industrial environments is also recommended. The new SABIX® Ultra material can even be used for cable chain applications with moderate mechanical stress.

## Standards:

- IEC 60332-1-2
- IEC 60332-3 Cat. C resp. D
- IEC 60754-1 (halogen-free)
- IEC 60754-2 (corrosivity of gases)
- IEC 61034 (smoke density)
- NF C 32-070 C1 (fire performance acc. to French standard)
- EN 50305 (toxicity)

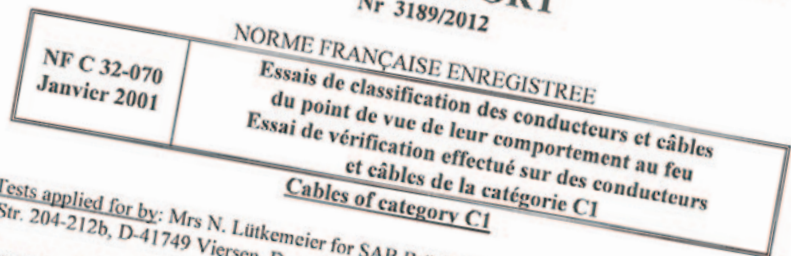


Siège social et site de Liège :  
Rue du Chéra, 200  
B-4000 Liège  
Tél : +32(0)4.229.83.11  
Fax : +32(0)4.252.46.65  
site web : <http://www.issep.be>

Site de Colfontaine :  
Zoning A. Schweitzer,  
rue de la Platinerie  
B-7340 Colfontaine  
Tél : +32(0)65.61.08.11  
Fax : +32(0)65.61.08.08

Liège, 12 September 2012.

## TEST REPORT Nr 3189/2012



1. Tests applied for by: Mrs N. Lütke-meier for SAB Bröckskes GmbH & Co. KG, Grefrather Str. 204-212b, D-41749 Viersen, Deutschland.
2. Type of cable (\*: information given by the sponsor):  
ISSEP nr: LCF/EE/12/66/1.  
Cable marking: SAB BROCKSKES D-VIERSEN SABIX R 691 FRNC cat 6 4x2x26 AWG CE.  
\*Reference: SABIX R 691 FRNC Cat 6 4x2x26 AWG – Art. Nr L6691-2604 – BA nr 199714.  
Diameter: ~ 9,4 mm.  
Colour: green.  
Date of samples reception: 16 July 2012.  
Compliance with the C2 category requirements acc. to NF C32-070: yes, checked by ourselves.
- 3 Sampling: not carried out by the laboratory.
4. Procedure: refer to § 2.2.7 of NF C 32-070 (2001) standard.  
Number of 1.6 m long cables lengths for each test: 12.
5. Date of the test: 20 July 2012.




[www.sab-cable.com](http://www.sab-cable.com)

# Continuously flexible with highest fire protection

## SABIX® SD 705 FRNC C1

continuously flexible data cable with improved fire performance



ERSEN · SABIX® SD 705 FRNC C1 2 x 0,25 mm² CE



Marking for SABIX® SD 705 FRNC C1 67050225:

SAB BRÖCKSKES · D-VIERSEN · SABIX® SD 705 FRNC C1 2 x 0,25 mm² CE

**Application:** For flexible applications in areas with highest fire protection requirements e.g. power plant technology, railway applications.

### Construction:

<b>Conductor:</b>	bare copper strands, extra fine wires
<b>Insulation:</b>	SABIX®
<b>Colour code:</b>	with reference to DIN 47100
<b>Stranding:</b>	in layers
<b>Wrapping:</b>	non-woven tape
<b>Sheath material:</b>	SABIX®
<b>Sheath colour:</b>	black (RAL 9005)

### Outstanding features:



- halogen-free
- continuously flexible
- no flame propagation
- flame retardant and self-extinguishing
- oil and fuel resistant
- good acid and alkalines resistance
- NF C 32-070 C1

### Technical Data:

<b>Peak operating voltage:</b>	< 0,25 mm² = max. 350 V ≥ 0,25 mm² = max. 500 V
<b>Testing voltage:</b>	core/core 1500 V
<b>Min. bending radius</b>	
<i>fixed laying:</i>	4 x d
<i>flexible application:</i>	6 x d
<i>continuously flexible:</i>	15 x d
<b>Radiation resistance:</b>	1 x 10 <sup>7</sup> cJ/kg (100 kGy)
<b>Temperature range</b>	
<i>fixed laying:</i>	-40/+90 °C
<i>flexible application:</i>	-30/+90 °C
<b>Halogen-free:</b>	acc. to IEC 60754-1 + VDE 0482-754-1
<b>Fire performance:</b>	no flame propagation acc. to IEC 60332-3-24 + VDE 0482-332-3-24 resp. IEC 60332-3-25 + VDE 0482-332-3-25 cat. C resp. D. Flame retardant and self-extinguishing acc. to IEC 60332-1-2 + VDE 0482-332-1-2 + NF C 32-070 C1
<b>Corrosiveness of conflagration gases:</b>	in compliance with IEC 60754-2 + VDE 0482-754-2 - no development of corrosive conflagration gases
<b>Smoke density:</b>	acc. to IEC 61034 + VDE 0482-1034
<b>Toxicity:</b>	acc. to EN 50305
<b>Oil and fuel resistance:</b>	acc. to EN 50264-1 + VDE 0260-264-1
<b>UV, ozone and weather resistance:</b>	good
<b>Mycological resistance:</b>	good
<b>Absence of harmful substances:</b>	acc. to RoHS directive of the European Union


item no.	no. of cores x cross section n x mm²	largest single wire ø mm	outer-ø ± 5% mm	copper figure kg/km	cable weight ≈ kg/km
67050214	2 x 0,14	0,11	3,2	2,7	14
67050314	3 x 0,14	0,11	3,4	4,0	17
67050514	5 x 0,14	0,11	3,9	6,7	24
67050714	7 x 0,14	0,11	4,5	9,4	32
67050225	2 x 0,25	0,11	3,5	4,8	18
67050325	3 x 0,25	0,11	3,7	7,2	21
67050425	4 x 0,25	0,11	4,0	9,6	26
67051025	10 x 0,25	0,11	6,1	24,0	60
67051225	12 x 0,25	0,11	6,3	28,8	64
67051425	14 x 0,25	0,11	6,6	33,6	72
67051825	18 x 0,25	0,11	7,3	43,2	90
67052525	25 x 0,25	0,11	8,7	60,0	117
67050234	2 x 0,34	0,11	4,1	6,5	24
67050534	5 x 0,34	0,11	5,3	16,3	43
67050734	7 x 0,34	0,11	6,3	22,8	62
67051034	10 x 0,34	0,11	7,3	32,6	76
67052534	25 x 0,34	0,11	11,1	81,6	180

Other dimensions and colours are possible on request.


# Continuously flexible with highest fire protection

## SABIX® SD 715 C FRNC C1

continuously flexible data cable with improved fire performance and overall copper screen



SABIX® SD 715 C FRNC C1 7 x 0,25 mm² CE



Marking for SABIX® SD 715 C FRNC C1 6715725:

SAB BRÜCKSKES · D-VIERSEN · SABIX® SD 715 C FRNC C1 7 x 0,25 mm² CE

**Application:** For flexible applications in areas with highest fire protection requirements e.g. power plant technology, railway applications.

### Construction:

<b>Conductor:</b>	bare copper strands, extra fine wires
<b>Insulation:</b>	SABIX®
<b>Colour code:</b>	with reference to DIN 47100
<b>Stranding:</b>	in layers
<b>Wrapping:</b>	non-woven tape
<b>Screen:</b>	tinned copper braiding, optical coverage ≥ 85%
<b>Wrapping:</b>	non-woven tape
<b>Sheath material:</b>	SABIX®
<b>Sheath colour:</b>	black (RAL 9005)

### Outstanding features:



- halogen-free
- continuously flexible
- good EMC characteristics
- no flame propagation
- flame retardant and self-extinguishing
- oil and fuel resistant
- good acid and alkalines resistance
- NF C 32-070 C1

### Technical Data:

<b>Peak operating voltage:</b>	< 0,25 mm² = max. 350 V ≥ 0,25 mm² = max. 500 V
<b>Testing voltage:</b>	core/core 1500 V core/screen 1200 V
<b>Min. bending radius</b>	
fixed laying:	4 x d
flexible application:	6 x d
continuously flexible:	15 x d
<b>Radiation resistance:</b>	1 x 10 <sup>7</sup> cJ/kg (100 kGy)
<b>Temperature range</b>	
fixed laying:	-40/+90 °C
flexible application:	-30/+90 °C
<b>Halogen-free:</b>	acc. to IEC 60754-1 + VDE 0482-754-1
<b>Fire performance:</b>	no flame propagation acc. to IEC 60332-3-24 + VDE 0482-332-3-24 resp. IEC 60332-3-25 + VDE 0482-332-3-25 cat. C resp. D. Flame retardant and self-extinguishing acc. to IEC 60332-1-2 + VDE 0482-332-1-2 + NF C 32-070 C1
<b>Corrosiveness of conflagration gases:</b>	in compliance with IEC 60754-2 + VDE 0482-754-2 - no development of corrosive conflagration gases
<b>Smoke density:</b>	acc. to IEC 61034 + VDE 0482-1034
<b>Toxicity:</b>	acc. to EN 50305
<b>Oil and fuel resistance:</b>	acc. to EN 50264-1 + VDE 0260-264-1
<b>UV, ozone and weather resistance:</b>	good
<b>Mycological resistance:</b>	good
<b>Absence of harmful substances:</b>	acc. to RoHS directive of the European Union

item no.	no. of cores x cross section n x mm²	largest single wire ø mm	outer-ø ± 5% mm	copper figure kg/km	cable weight ≈ kg/km
67150214	2 x 0,14	0,11	3,7	13,5	22
67150314	3 x 0,14	0,11	3,9	15,0	25
67151214	12 x 0,14	0,11	6,9	38,3	69
67151814	18 x 0,14	0,11	7,4	49,4	88
67152514	25 x 0,14	0,11	8,9	62,8	119
67150225	2 x 0,25	0,11	4,0	15,8	25
67150425	4 x 0,25	0,11	4,5	24,7	36
67150525	5 x 0,25	0,11	5,2	27,6	46
67150625	6 x 0,25	0,11	6,2	33,0	63
67150725	7 x 0,25	0,11	6,6	38,1	72
67150825	8 x 0,25	0,11	7,1	41,6	81
67151225	12 x 0,25	0,11	7,8	54,6	96
67151825	18 x 0,25	0,11	9,6	89,7	153


item no.	no. of cores x cross section n x mm²	largest single wire ø mm	outer-ø ± 5% mm	copper figure kg/km	cable weight ≈ kg/km
67152525	25 x 0,25	0,11	9,9	110,4	183
67150434	4 x 0,34	0,11	5,4	28,9	48
67150534	5 x 0,34	0,11	6,2	35,7	63
67150734	7 x 0,34	0,11	7,0	45,1	81
67151234	12 x 0,34	0,11	8,5	65,0	117
67150250	2 x 0,50	0,11	5,2	25,2	43
67150350	3 x 0,50	0,11	5,4	30,3	49
67150450	4 x 0,50	0,11	6,1	38,5	63
67150550	5 x 0,50	0,11	6,6	45,3	75
67150475	4 x 0,75	0,11	6,8	50,8	79
67150575	5 x 0,75	0,11	7,4	57,7	94
67150775	7 x 0,75	0,11	9,2	79,9	141
67150785	7 x 1,50	0,11	10,6	153,3	218

Other dimensions and colours are possible on request.


# Continuously flexible with highest fire protection

## SABIX® SD 745 C FRNC C1 TP

paired, continuously flexible data cable with improved fire performance and overall copper screen



45 C FRNC C1 TP 2 x 2 x 0,50 mm<sup>2</sup> CE



Marking for SABIX® SD 745 C FRNC C1 TP 67450250:

SAB BRÜCKSKES · D-VIERSEN · SABIX® SD 745 C FRNC C1 TP 2 x 2 x 0,50 mm<sup>2</sup> CE

**Application:** For flexible applications in areas with highest fire protection requirements e.g. power plant technology, railway applications.

### Construction:

<b>Conductor:</b>	bare copper strands, extra fine wires
<b>Insulation:</b>	SABIX®
<b>Colour code:</b>	with reference to DIN 47100
<b>Stranding:</b>	pairwise, pairs in layers
<b>Wrapping:</b>	non-woven tape
<b>Screen:</b>	tinned copper braiding, optical coverage ≥ 85%
<b>Wrapping:</b>	non-woven tape
<b>Sheath material:</b>	SABIX®
<b>Sheath colour:</b>	black (RAL 9005)

### Outstanding features:



- halogen-free
- continuously flexible
- good EMC characteristics
- no flame propagation
- flame retardant and self-extinguishing
- oil and fuel resistant
- good acid and alkalines resistance
- NF C 32-070 C1

### Technical Data:

<b>Peak operating voltage:</b>	< 0,25 mm <sup>2</sup> = max. 350 V ≥ 0,25 mm <sup>2</sup> = max. 500 V
<b>Testing voltage:</b>	core/core 1500 V core/screen 1200 V
<b>Min. bending radius</b>	
fixed laying:	4 x d
flexible application:	6 x d
continuously flexible:	15 x d
<b>Radiation resistance:</b>	1 x 10 <sup>7</sup> cJ/kg (100 kGy)
<b>Temperature range</b>	
fixed laying:	-40/+90 °C
flexible application:	-30/+90 °C
<b>Halogen-free:</b>	acc. to IEC 60754-1 + VDE 0482-754-1
<b>Fire performance:</b>	no flame propagation acc. to IEC 60332-3-24 + VDE 0482-332-3-24 resp. IEC 60332-3-25 + VDE 0482-332-3-25 cat. C resp. D. Flame retardant and self-extinguishing acc. to IEC 60332-1-2 + VDE 0482-332-1-2 + NF C 32-070 C1
<b>Corrosiveness of conflagration gases:</b>	in compliance with IEC 60754-2 + VDE 0482-754-2 - no development of corrosive conflagration gases
<b>Smoke density:</b>	acc. to IEC 61034 + VDE 0482-1034
<b>Toxicity:</b>	acc. to EN 50305
<b>Oil and fuel resistance:</b>	acc. to EN 50264-1 + VDE 0260-264-1
<b>UV, ozone and weather resistance:</b>	good
<b>Mycological resistance:</b>	good
<b>Absence of harmful substances:</b>	acc. to RoHS directive of the European Union

item no.	no. of pairs x cross section n x 2 x mm <sup>2</sup>	largest single wire ø mm	outer-ø ± 10% mm	copper figure kg/km	cable weight ≈ kg/km
67450214	2 x 2 x 0,14	0,11	4,9	18,6	36
67450414	4 x 2 x 0,14	0,11	6,2	27,5	55
67450514	5 x 2 x 0,14	0,11	6,7	32,4	65
67450614	6 x 2 x 0,14	0,11	6,9	35,3	69
67451014	10 x 2 x 0,14	0,11	8,7	52,0	102
67451414	14 x 2 x 0,14	0,11	10,2	83,4	143
67450225	2 x 2 x 0,25	0,11	5,4	23,3	43
67450425	4 x 2 x 0,25	0,11	6,9	38,4	66
67450625	6 x 2 x 0,25	0,11	7,6	50,0	87
67450725	7 x 2 x 0,25	0,11	9,2	53,4	115
67450825	8 x 2 x 0,25	0,11	9,6	64,4	131
67451025	10 x 2 x 0,25	0,11	9,8	88,3	143
67451225	12 x 2 x 0,25	0,11	10,7	105,5	167
67451425	14 x 2 x 0,25	0,11	11,3	118,1	185
67451625	16 x 2 x 0,25	0,11	11,7	122,5	199
67450234	2 x 2 x 0,34	0,11	6,5	30,3	61


item no.	no. of pairs x cross section n x 2 x mm <sup>2</sup>	largest single wire ø mm	outer-ø ± 10% mm	copper figure kg/km	cable weight ≈ kg/km
67450634	6 x 2 x 0,34	0,11	9,4	62,8	125
67450734	7 x 2 x 0,34	0,11	10,0	87,6	154
67451034	10 x 2 x 0,34	0,11	11,6	110,9	191
67451834	18 x 2 x 0,34	0,11	14,9	184,0	314
67451934	19 x 2 x 0,34	0,11	14,9	190,6	329
67452734	27 x 2 x 0,34	0,11	17,9	286,4	461
67450250	2 x 2 x 0,50	0,11	7,1	38,6	71
67450350	3 x 2 x 0,50	0,11	7,8	51,0	88
67450450	4 x 2 x 0,50	0,11	9,3	64,1	115
67451050	10 x 2 x 0,50	0,11	13,3	155,1	255
67451850	18 x 2 x 0,50	0,11	17,1	279,3	447
67452550	25 x 2 x 0,50	0,11	19,4	358,2	568
67450275	2 x 2 x 0,75	0,11	8,0	51,3	92
67450475	4 x 2 x 0,75	0,11	10,8	103,4	166
67450875	8 x 2 x 0,75	0,11	16,2	189,4	356
67451075	10 x 2 x 0,75	0,11	15,3	237,0	352

Other dimensions and colours are possible on request.

# Continuously flexible with highest fire protection

## SABIX® S 710 FRNC C1

continuously flexible control cable with improved fire performance



Marking for SABIX® S 710 FRNC C1 67100415:

SAB BRÜCKSKES · D-VIERSEN · SABIX® S 710 FRNC C1 4 x 1,5 mm² CE

**Application:** For flexible applications in areas with highest fire protection requirements e.g. power plant technology, railway applications.

### Construction:

<b>Conductor:</b>	bare copper strands acc. to IEC 60228, VDE 0295, class 6
<b>Insulation:</b>	SABIX®
<b>Colour code:</b>	black cores with consecutive numbers acc. to EN 50334 + VDE 0293-334, green-yellow earth wire from 3 cores
<b>Stranding:</b>	in layers
<b>Wrapping:</b>	non-woven tape
<b>Sheath material:</b>	SABIX®
<b>Sheath colour:</b>	black (RAL 9005)

### Outstanding features:



- halogen-free
- continuously flexible
- no flame propagation
- flame retardant and self-extinguishing
- oil and fuel resistant
- good acid and alkalines resistance
- NF C 32-070 C1

### Technical Data:

<b>Nominal voltage:</b>	Uo/U 0,6/1 kV
<b>Testing voltage:</b>	core/core 4000 V
<b>Min. bending radius</b>	
<i>fixed laying:</i>	4 x d
<i>flexible application:</i>	6 x d
<i>continuously flexible:</i>	15 x d
<b>Radiation resistance:</b>	1 x 10 <sup>7</sup> cJ/kg (100 kGy)
<b>Temperature range</b>	
<i>fixed laying:</i>	-40/+90 °C
<i>flexible application:</i>	-30/+90 °C
<b>Halogen-free:</b>	acc. to IEC 60754-1 + VDE 0482-754-1
<b>Fire performance:</b>	no flame propagation acc. to IEC 60332-3-24 + VDE 0482-332-3-24 resp. IEC 60332-3-25 + VDE 0482-332-3-25 cat. C resp. D. Flame retardant and self-extinguishing acc. to IEC 60332-1-2 + VDE 0482-332-1-2 + NF C 32-070 C1
<b>Corrosiveness of conflagration gases:</b>	in compliance with IEC 60754-2 + VDE 0482-754-2 - no development of corrosive conflagration gases
<b>Smoke density:</b>	acc. to IEC 61034 + VDE 0482-1034
<b>Toxicity:</b>	acc. to EN 50305
<b>Oil and fuel resistance:</b>	acc. to EN 50264-1 + VDE 0260-264-1
<b>UV, ozone and weather resistance:</b>	good
<b>Mycological resistance:</b>	good
<b>Absence of harmful substances:</b>	acc. to RoHS directive of the European Union

item no.	no. of cores x cross section n x mm <sup>2</sup>	largest single wire ø mm	outer-ø ± 5% mm	copper figure kg/km	cable weight ≈ kg/km
67100205	2 x 0,50	0,16	6,4	9,6	62
67100505	5 x 0,50	0,16	8,2	24,0	97
67100507	5 x 0,75	0,16	9,0	36,0	121
67100707	7 x 0,75	0,16	10,7	50,4	170
67100310	3 x 1,00	0,16	7,9	28,8	92
67100510	5 x 1,00	0,16	9,3	48,0	137
67100710	7 x 1,00	0,16	11,1	67,2	193
67101210	12 x 1,00	0,16	13,6	115,2	284
67101810	18 x 1,00	0,16	16,1	172,8	406
67100215	2 x 1,50	0,16	8,6	28,8	112
67100315	3 x 1,50	0,16	9,2	43,2	127
67100415	4 x 1,50	0,16	9,7	57,6	151
67100515	5 x 1,50	0,16	10,9	72,0	189
67100715	7 x 1,50	0,16	13,1	100,8	276

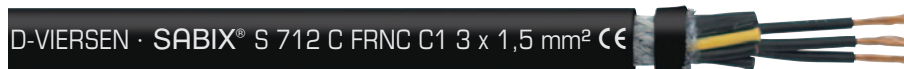

item no.	no. of cores x cross section n x mm <sup>2</sup>	largest single wire ø mm	outer-ø ± 5% mm	copper figure kg/km	cable weight ≈ kg/km
67101215	12 x 1,50	0,16	15,8	172,8	390
67101815	18 x 1,50	0,16	18,7	259,2	562
67102415	24 x 1,50	0,16	21,8	345,6	721
67102515	25 x 1,50	0,16	22,1	360,0	735
67100325	3 x 2,50	0,16	10,8	72,0	183
67100425	4 x 2,50	0,16	12,1	69,0	240
67100525	5 x 2,50	0,16	13,5	120,0	294
67100725	7 x 2,50	0,16	15,8	168,0	408
67101225	12 x 2,50	0,16	19,2	288,0	584
67100440	4 x 4,00	0,16	13,5	153,6	321
67100460	4 x 6,00	0,21	15,4	230,4	427
67100461	4 x 10,00	0,21	19,2	384,0	769
67100462	4 x 16,00	0,21	22,1	614,4	1005
67100465	4 x 50,00	0,31	35,9	1920,0	2747

Other dimensions and colours are possible on request.

# Continuously flexible with highest fire protection

## SABIX® S 712 C FRNC C1

continuously flexible control cable with improved fire performance and overall copper screen



Marking for SABIX® S 712 C FRNC C1 67120315:

SAB BRÖCKSKES · D-VIERSEN · SABIX® S 712 C FRNC C1 3 x 1,5 mm² CE

**Application:** For flexible applications in areas with highest fire protection requirements e.g. power plant technology, railway applications.

### Construction:

<b>Conductor:</b>	bare copper strands acc. to IEC 60228, VDE 0295, class 6
<b>Insulation:</b>	SABIX®
<b>Colour code:</b>	black cores with consecutive numbers acc. to EN 50334 + VDE 0293-334, green-yellow earth wire from 3 cores
<b>Stranding:</b>	in layers
<b>Wrapping:</b>	non-woven tape
<b>Screen:</b>	tinned copper braiding, optical coverage ≥ 85%
<b>Wrapping:</b>	non-woven tape
<b>Sheath material:</b>	SABIX®
<b>Sheath colour:</b>	black (RAL 9005)

### Outstanding features:



- halogen-free
- continuously flexible
- good EMC characteristics
- no flame propagation
- flame retardant and self-extinguishing
- oil and fuel resistant
- good acid and alkalines resistance
- NF C 32-070 C1


### Technical Data:

<b>Nominal voltage:</b>	Uo/U 0,6/1 kV
<b>Testing voltage:</b>	core/core 4000 V core/screen 4000 V
<b>Min. bending radius</b>	
fixed laying:	4 x d
flexible application:	6 x d
continuously flexible:	15 x d
<b>Radiation resistance:</b>	1 x 10 <sup>7</sup> cJ/kg (100 kGy)
<b>Temperature range</b>	
fixed laying:	-40/+90 °C
flexible application:	-30/+90 °C
<b>Halogen-free:</b>	acc. to IEC 60754-1 + VDE 0482-754-1
<b>Fire performance:</b>	no flame propagation acc. to IEC 60332-3-24 + VDE 0482-332-3-24 resp. IEC 60332-3-25 + VDE 0482-332-3-25 cat. C resp. D. Flame retardant and self-extinguishing acc. to IEC 60332-1-2 + VDE 0482-332-1-2 + NF C 32-070 C1
<b>Corrosiveness of conflagration gases:</b>	in compliance with IEC 60754-2 + VDE 0482-754-2 - no development of corrosive conflagration gases
<b>Smoke density:</b>	acc. to IEC 61034 + VDE 0482-1034
<b>Toxicity:</b>	acc. to EN 50305
<b>Oil and fuel resistance:</b>	acc. to EN 50264-1 + VDE 0260-264-1
<b>UV, ozone and weather resistance:</b>	good
<b>Mycological resistance:</b>	good
<b>Absence of harmful substances:</b>	acc. to RoHS directive of the European Union

item no.	no. of cores x cross section n x mm <sup>2</sup>	largest single wire ø mm	outer-ø ± 5% mm	copper figure kg/km	cable weight ≈ kg/km
67120205	2 x 0,50	0,16	7,1	29,2	80
67120505	5 x 0,50	0,16	8,8	49,9	121
67120507	5 x 0,75	0,16	9,6	65,4	147
67120707	7 x 0,75	0,16	11,4	103,2	212
67120510	5 x 1,00	0,16	9,8	77,6	162
67120710	7 x 1,00	0,16	12,2	123,6	250
67121210	12 x 1,00	0,16	14,3	184,0	337
67121810	18 x 1,00	0,16	17,0	285,9	491
67120215	2 x 1,50	0,16	8,9	55,7	131
67120315	3 x 1,50	0,16	9,5	72,5	149
67120415	4 x 1,50	0,16	10,5	105,7	192
67120515	5 x 1,50	0,16	12,0	127,9	246
67121215	12 x 1,50	0,16	16,7	285,0	475
67121815	18 x 1,50	0,16	19,6	391,5	661

item no.	no. of cores x cross section n x mm <sup>2</sup>	largest single wire ø mm	outer-ø ± 5% mm	copper figure kg/km	cable weight ≈ kg/km
67122515	25 x 1,50	0,16	23,1	527,6	865
67120225	2 x 2,50	0,16	10,9	101,0	201
67120325	3 x 2,50	0,16	11,5	127,7	227
67120425	4 x 2,50	0,16	12,8	155,5	287
67120525	5 x 2,50	0,16	14,2	188,6	347
67121225	12 x 2,50	0,16	20,2	431,5	696
67120440	4 x 4,00	0,16	14,2	222,2	374
67120540	5 x 4,00	0,16	16,1	302,5	481
67120740	7 x 4,00	0,16	18,9	395,6	652
67120260	2 x 6,00	0,21	14,0	183,4	340
67120460	4 x 6,00	0,21	16,6	339,6	513
67120462	4 x 16,0	0,21	23,1	775,6	1131
67120463	4 x 25,0	0,21	27,2	1127,0	1615
67120464	4 x 35,0	0,21	30,9	1541,2	2171

Other dimensions and colours are possible on request.



**SAB** Bröckskes GmbH & Co. KG

Grefrather Str. 204 - 212 b

41749 Viersen · GERMANY

Tel.: +49/2162/898-0

Fax: +49/2162/898-101

[www.sab-cable.com](http://www.sab-cable.com)

[info@sab-cable.com](mailto:info@sab-cable.com)