

CABLE TRACK CABLES






























Content

B
2

	page
Applications	B/4-5
Selection tables	B/6-7
Cable track data and control cables	
Data cables with coloured cores (0.14 - 0.75 mm ²) with reference to DIN 47100 as well as control cables with numbered cores (0,50 - 50,0 mm ²)	
■ SD 86 Continuously flexible PVC data cable with coloured cores	B/8
■ S 86 Continuously flexible PVC control cable with numbered cores	B/9
■ SD 86 C Continuously flexible PVC data cable with coloured cores and overall copper screen	B/10
■ S 86 C Continuously flexible PVC control cable with numbered cores and overall copper screen	B/11
■ SD 86 C TP Continuously flexible paired PVC data cable with overall copper screen	B/12
■ SD 90 Continuously flexible PUR data cable with coloured cores	B/13
■ S 90 Continuously flexible PUR control cable with numbered cores	B/14
■ SD 90 C Continuously flexible PUR data cable with coloured cores and overall copper screen	B/15
■ S 90 C Continuously flexible PUR control cable with numbered cores and overall copper screen	B/16
■ SD 90 C TP Continuously flexible paired PUR data cable with overall copper screen	B/17
■ SD 200 Extremely flexible TPE/PUR data cable with coloured cores for continuous movement	B/18
■ S 200 Extremely flexible TPE/PUR control cable with numbered cores for continuous movement	B/19-20
■ SD 200 C Continuously flexible TPE/PUR data cable with coloured cores and overall copper screen	B/21
■ S 200 C Continuously flexible TPE/PUR control cable with numbered cores and overall copper screen	B/22-23
■ SD 200 C TP Continuously flexible TPE/PUR paired data cable with coloured cores and overall copper screen	B/24
High temperature cable track control cables with Besilen® outer sheath	
■ S 180 HT Continuously flexible control cable with numbered cores	B/25
■ S 180 C HT Continuously flexible control cable with numbered cores and overall copper screen	B/26

Cable track data and control cables with UL, CSA and VDE			page
Data cables with coloured cores (0.14 - 0.75 mm ²) acc. to colour code US 2, paired data cables acc. to colour code US 3 as well as control cables with numbered cores (0.5 - 50.0 mm ²)			
■ S 900		Continuously flexible PVC/PVC single conductor	B/27
■ S 900 P		Continuously flexible PVC/PUR single conductor	B/28
■ S 910 P		Continuously flexible TPE/PUR single conductor	B/29
■ S 910 CP		Continuously flexible TPE/PUR single conductor with overall copper screen	B/30
■ SD 960		Continuously flexible PVC data cable with coloured cores	B/31
■ S 960		Continuously flexible PVC control cable with numbered black cores	B/32
■ S 960 blue		Continuously flexible PVC control cable with numbered blue cores	B/33
■ S 960 red		Continuously flexible PVC control cable with numbered red cores	B/34
■ SD 960 CY		Continuously flexible PVC data cable with coloured cores and overall copper screen	B/35
■ S 960 CY		Continuously flexible PVC control cable with numbered cores and overall copper screen	B/36
■ SD 960 CY TP		Continuously flexible PVC paired data cable with coloured cores and overall copper screen	B/37
■ SD 960 P		Continuously flexible PUR data cable with coloured cores	B/38
■ S 960 P		Continuously flexible PUR control cable with numbered black cores	B/39
■ S 960 P blue		Continuously flexible PUR control cable with numbered blue cores	B/40
■ S 960 P red		Continuously flexible PUR control cable with numbered red cores	B/41
■ SD 960 CP		Continuously flexible PUR data cable with coloured cores and overall copper screen	B/42
■ S 960 CP		Continuously flexible PUR control cable with numbered cores and overall copper screen	B/43
■ SD 960 CP TP		Continuously flexible PUR paired data cable with coloured cores and overall copper screen	B/44
■ S 965 MTW Typ MTW		Continuously flexible PVC control cable and Machine-Tool Cable with numbered red cores	B/45
■ S 965 MTW CY Typ MTW		Continuously flexible PVC control cable and Machine-Tool Cable with numbered red cores and overall copper screen	B/46
■ SD 980 P		Continuously flexible TPE/PUR data cable with coloured cores	B/47
■ S 980 P		Continuously flexible TPE/PUR control cable with numbered cores	B/48
■ SD 980 CP		Continuously flexible TPE/PUR data cable with coloured cores and overall copper screen	B/49
■ S 980 CP		Continuously flexible TPE/PUR control cable with numbered cores and overall copper screen	B/50
■ SD 980 CP TP		Continuously flexible TPE/PUR paired data cable with coloured cores and overall copper screen	B/51

TP: twisted pairs

Applications

■ Due to high technology automation systems getting increasingly faster in all areas of production and applications, industrial customers are demanding innovative products from the cable industry. Together with our customers SAB BRÖCKSKES is constantly developing and improving our cable track cables to keep this product range up to date. Cable track cables are produced especially for applications with highly flexible bending stress. One of our top products within this product range is our type S 980 P. With UL recognition, CSA and VDE approval this cable reflects the high quality standard of our cable track cables.

■ Our highly flexible cables are suitable for constant use with extremely high bending stress during multiple-shift operation. You can use our advanced cable technology in order to enhance the efficiency of your machines and appliances and, therefore, always be one step ahead of your competitors.

■ Applications of PVC cable track cables

SAB PVC cable track cables are particularly for flexible use, e.g. as control or data cables in cable tracks installed on machine tools and robot devices, wherever energy supply and signals are transmitted to machines and appliances that are in permanent movement.

Exemplary applications:

SD 86/S 86 SD 86 C/S 86 C SD 86 C TP	Wood working and packaging machines, assembly lines, automation plants
--	--

S 900 SD 960/S 960, blue, red SD 960 CY/S 960 CY SD 960 CY TP S 965 MTW/S 965 MTW CY	Wood working and packaging machines, assembly lines, automation plants, also for the American market
--	--

■ Applications of PUR cable track cables

SAB PUR cable track cables are particularly for continuously flexible use, e.g. as control or data cables in cable tracks installed on industrial robots, automation plants, robot devices, automation systems, mostly where very high flexibility, abrasion resistance, notch resistance, oil and chemical resistance are requested. The cables are suitable for permanent use with millions of bending cycles during multiple-shift operation. The cut resistant and low-adhesion PUR sheath guarantees higher service life and high efficiency.

Exemplary applications:

SD 90/S 90 SD 90 C/S 90 C SD 90 C TP	Handling, material handling and automation technologies, wood working and packaging machines, welding machine and cutting systems
--	---

SD 200/S 200 SD 200 C/S 200 C SD 200 C TP	Handling, material handling and automation technologies, wood working and packaging machines, industrial robot construction, car manufacturing industry, high rack construction
---	---

S 900 P/S 910 P/S 910 CP SD 960 P/S 960 P, blue, red SD 960 CP/S 960 CP/SD 960 CP TP	Handling, material handling and automation technologies, wood working and packaging machines, car manufacturing industry, press manufacturing
--	---

SD 980 P/S 980 P SD 980 CP/S 980 CP SD 980 CP TP	Handling, material handling and automation technologies, wood working and packaging machines, industrial robot construction, car manufacturing industry, high rack construction
--	---

■ Applications of cable track cables with Besilen® outer sheath

SAB cable track cables with Besilen® outer sheath are for continuously flexible use in high temperature areas as for example in cable tracks as control cable with medium mechanical stress.

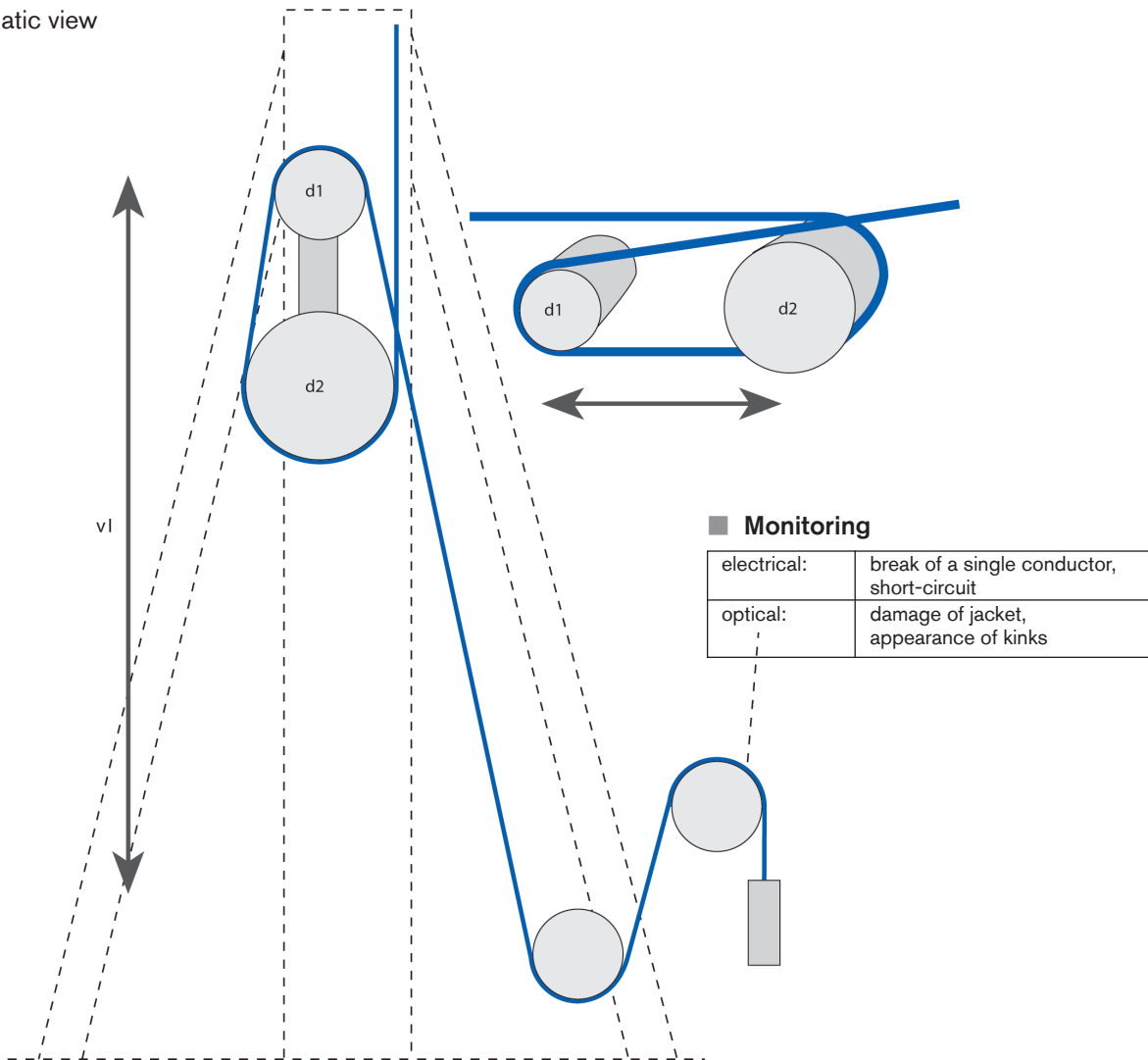
Exemplary applications:

S 180 HT/S 180 C HT	conveyor systems in steel production and steel processing industries, at feeding lines for blast furnaces
---------------------	---

■ You will find guidelines for the laying of cables in cable tracks in chapter N

■ You will find further information about the safe application of cables in chapter N

schematic view



B
5

Test parameter

Acceleration:	5.5 m/s ²	Bending radius:	variable
Travel vl:	1400 mm	Load:	variable
Cable length in motion:	2800 mm	Roll-ø d1:	variable
Speed:	0.8 m/s	Roll-ø d2:	variable
No. of bendings:	12 per min		

Test findings

	S 200 (12 x 1.0 mm ²)	S 90 (12 x 1.0 mm ²)	S 86 (12 x 1.0 mm ²)
Bending radius during test:	4.3 x d	3.6 x d	3.5 x d
Travel :	1.9 m	1.9 m	1.9 m
Acceleration :	40 m/s ²	40 m/s ²	40 m/s ²
Temperature during test:	+10 °C up to +22 °C	+10 °C up to +22 °C	+10 °C up to +22 °C
Speed :	1.4 m/s	1.4 m/s	1.4 m/s
Dimension :	10.4 mm	12.5 mm	12.9 mm
Roll diameter d1:	90 mm	90 mm	90 mm
Roll diameter d2:	125 mm	125 mm	125 mm
No. of bendings:	17.438.485	2.929.730	2.508.904

Cable Track Cable

Selection table



B
6

		Cable type																						
		SD 86	S 86	SD 86 C	S 86 C	SD 86 C TP	SD 90	S 90	SD 90 C	S 90 C	SD 90 C TP	SD 200	S 200	SD 200 C	S 200 C	SD 200 C TP	S 180 HT	S 180 C HT	S 900	S 900 P	S 910 P	S 910 CP		
Application	Data cables	•		•		•	•		•		•	•		•		•	•	•	•	•	•	•	•	
	Control cables		•		•			•		•			•		•			•	•	•	•	•	•	
	Screened twisted pair stranding			•	•			•	•	•				•	•			•	•			•	•	
Temperature range fixed laying*	+200 °C																•	•						
	+180 °C																•	•						
	+90 °C																•	•						
	+70 °C																•	•						
	-25 °C	•	•	•	•	•	•	•	•	•	•	•	•	•	•	•	•	•	•	•	•	•	•	
	-30 °C	•	•	•	•	•	•	•	•	•	•	•	•	•	•	•	•	•	•	•	•	•	•	
	-40 °C	•	•	•	•	•	•	•	•	•	•	•	•	•	•	•	•	•	•	•	•	•	•	
	-50 °C	•	•	•	•	•	•	•	•	•	•	•	•	•	•	•	•	•	•	•	•	•	•	
Voltage	Peak operating voltage max. 350 V	•		•		•	•		•		•	•		•		•								
	Nominal voltage 300/500 V		•		•				•		•			•		•								
	Nominal voltage 0,6/1 kV																	•	•	•	•	•	•	
	Voltage UL 300 V																			•	•	•	•	
	Voltage UL 600 V																			•	•	•	•	
	Voltage (UL) 600 V																			•	•	•	•	
	Voltage CSA 300 V																			•	•	•	•	
	Voltage CSA 600 V																			•	•	•	•	
	Voltage CSA 1000 V																					•	•	
	Testing voltage: 1500 V	•		•		•	•		•		•	•		•		•								
	Testing voltage: 2000 V																							
	Testing voltage: 3000 V		•		•			•		•														
Testing voltage: 4000 V																	•	•						
Characteristics, standards and approvals	Flexible at low temperature											•	•	•	•	•								
	PWIS uncritical**											•	•	•	•	•								
	Halogen-free acc. to IEC 60754-1 + VDE 0482-754-1											•	•	•	•	•						•	•	
	Fire performance: Flame retardant and self-extinguishing acc. to IEC 60332-1-2 + VDE 0482-332-1-2	•	•	•	•	•												•	•	•	•	•	•	
	Fire performance: acc. to UL VW-1																			•				
	Fire performance: acc. to UL FT1																							
	Fire performance: acc. to UL FT1, FT2																				•	•	•	•
	Fire performance: acc. to CSA FT1, FT2																				•	•	•	•
	UL recognized (UL) listed																				•	•	•	•
	CSA approved																				•	•	•	•
	Very good oil resistance acc. to EN 50363-10-2 + VDE 0207-363-10-2								•	•	•	•	•	•	•	•	•				•	•	•	
	Very good oil resistance acc. to EN 50363-4-1 + VDE 0207-363-4-1																				•			
	Oilrating 60 °C acc. to UL 758																							
	Oil resistance acc. to internal standard	•	•	•	•	•																		
Good chemical resistance								•	•	•	•	•	•	•	•	•				•	•	•		
Application A: high service life B: medium service life C: short service life	At acceleration values of up to 05 m/s ²	A	A	A	A	A	A	A	A	A	A	A	A	A	A	A	A	A	A	A	A	A	A	
	up to 20 m/s ²	B	B	B	B	B	A	A	A	A	A	A	A	A	A	A	A	A	A	B	A	A	A	
	up to 40 m/s ²	C	C	C	C	C	B	B	B	B	B	A	A	A	A	A	A	A	A	B	B	B	B	
	more than 40 m/s ²	C	C	C	C	C	B	B	B	B	B	A	A	A	A	A	A	A	A	B	B	B	B	
	At path feed rates of up to 01 m/s	A	A	A	A	A	A	A	A	A	A	A	A	A	A	A	A	A	A	A	A	A	A	A
	up to 03 m/s	B	B	B	B	B	A	A	A	A	A	A	A	A	A	A	A	A	A	B	A	A	A	
	up to 10 m/s	C	C	C	C	C	B	B	B	B	B	A	A	A	A	A	A	A	A	B	B	B	B	
	more than 10 m/s	C	C	C	C	C	B	B	B	B	B	A	A	A	A	A	A	A	A	B	B	B	B	
	For cable tracks with a length of up to 05 m	A	A	A	A	A	A	A	A	A	A	A	A	A	A	A	A	A	A	A	A	A	A	A
	up to 10 m	B	B	B	B	B	A	A	A	A	A	A	A	A	A	A	A	A	A	B	A	A	A	
	up to 25 m	C	C	C	C	C	B	B	B	B	B	A	A	A	A	A	A	A	A	C	B	B	B	
	more than 25 m	C	C	C	C	C	B	B	B	B	B	A	A	A	A	A	A	A	A	C	B	B	B	



**PWIS = paint-wetting impairment substances

*The temperature range for flexible application is mentioned on the corresponding catalogue page

Cable Track Cable

Selection table



		Cable type																	
		PVC/PVC	PVC/PVC	PVC/PVC	PVC/PVC	PVC/PVC	PVC/PUR	PVC/PUR	PVC/PUR	PVC/PUR	PVC/PVC	PVC/PVC	TPE/PUR	TPE/PUR	TPE/PUR	TPE/PUR			
		SD 960	S 960 / blue / red	SD 960 CY	S 960 CY	SD 960 CY TP	SD 960 P	S 960 P / blue / red	SD 960 CP	S 960 CP	SD 960 CP TP	S 965 MTW	S 965 MTW CY	SD 980 P	S 980 P	SD 980 CP	S 980 CP	SD 980 CP TP	
Application	Data cables	●		●		●	●		●		●			●		●	●	●	●
	Control cables		●		●			●		●					●			●	
	Screened twisted pair stranding			●	●				●	●				●			●	●	●
						●					●								●
Temperature range fixed laying*	+200 °C																		
	+180 °C																		
	+90 °C																		
	+70 °C																		
	-25 °C	●	●	●	●	●	●	●	●	●	●	●	●	●	●	●	●	●	●
	-30 °C	●	●	●	●	●	●	●	●	●	●	●	●	●	●	●	●	●	●
	-40 °C	●	●	●	●	●	●	●	●	●	●	●	●	●	●	●	●	●	●
	-50 °C	●	●	●	●	●	●	●	●	●	●	●	●	●	●	●	●	●	●
Voltage	Peak operating voltage max. 350 V	●		●		●	●		●		●			●		●	●	●	
	Nominal voltage 300/500 V		●		●			●		●			●		●		●	●	
	Nominal voltage 0,6/1 kV																		
	Voltage UL 300 V	●		●		●	●		●		●			●		●	●	●	
	Voltage UL 600 V		●		●			●		●			●		●		●	●	
	Voltage (UL) 600 V																		
	Voltage CSA 300 V							●		●				●		●	●	●	
	Voltage CSA 600 V		●		●				●		●					●		●	●
	Voltage CSA 1000 V																		
	Testing voltage: 1500 V	●		●		●	●		●		●			●		●	●	●	●
	Testing voltage: 2000 V		●		●				●		●				●		●	●	●
	Testing voltage: 3000 V									●			●						
Testing voltage: 4000 V													●						
Characteristics, standards and approvals	Flexible at low temperature													●	●	●	●	●	
	PWIS uncritical**													●	●	●	●	●	
	Halogen-free acc. to IEC 60754-1 + VDE 0482-754-1													●	●	●	●	●	
	Fire performance: Flame retardant and self-extinguishing acc. to IEC 60332-1-2 + VDE 0482-332-1-2	●	●	●	●	●		●		●		●	●	●	●	●	●	●	●
	Fire performance: acc. to UL VW-1	●	●	●	●	●		●		●		●	●	●	●	●	●	●	●
	Fire performance: acc. to UL FT1								●		●								
	Fire performance: acc. to UL FT1, FT2		●		●		●	●	●	●	●	●		●	●	●	●	●	●
	Fire performance: acc. to CSA FT1, FT2	●	●	●	●	●	●	●	●	●	●	●	●	●	●	●	●	●	●
	UL recognized (UL) listed		●		●		●	●	●	●	●		●		●	●	●	●	●
	CSA approved													●	●	●	●	●	●
	Very good oil resistance acc. to EN 50363-10-2 + VDE 0207-363-10-2												●	●					
	Very good oil resistance acc. to EN 50363-4-1 + VDE 0207-363-4-1							●	●	●	●	●							
Oilrating 60 °C acc. to UL 758							●	●	●	●	●								
Oil resistance acc. to internal standard	●	●	●	●	●														
Good chemical resistance							●	●	●	●	●		●	●	●	●	●	●	
Application A: high service life B: medium service life C: short service life	At acceleration values of up to 05 m/s ²	A	A	A	A	A	A	A	A	A	A	A	A	A	A	A	A	A	
	up to 20 m/s ²	B	B	B	B	B	A	A	A	A	A	B	B	A	A	A	A	A	
	up to 40 m/s ²	B	B	B	B	B	B	B	B	B	B	B	B	A	A	A	A	A	
	more than 40 m/s ²	B	B	B	B	B	B	B	B	B	B	B	B	A	A	A	A	A	
	At path feet rates of up to 01 m/s	A	A	A	A	A	A	A	A	A	A	A	A	A	A	A	A	A	A
	up to 03 m/s	B	B	B	B	B	A	A	A	A	A	B	B	A	A	A	A	A	A
	up to 10 m/s	B	B	B	B	B	B	B	B	B	B	B	B	B	A	A	A	A	A
	more than 10 m/s	B	B	B	B	B	B	B	B	B	B	B	B	B	A	A	A	A	A
	For cable tracks with a length of up to 05 m	A	A	A	A	A	A	A	A	A	A	A	A	A	A	A	A	A	A
	up to 10 m	B	B	B	B	B	A	A	A	A	A	B	B	A	A	A	A	A	A
	up to 25 m	C	C	C	C	C	B	B	B	B	B	C	C	A	A	A	A	A	A
	more than 25 m	C	C	C	C	C	B	B	B	B	B	C	C	A	A	A	A	A	A



**PWIS = paint-wetting impairment substances
= not specified

*The temperature range for flexible application is mentioned on the corresponding catalogue page

Cable Track Cable

SD 86

continuously flexible PVC data cable with coloured cores



BRÖCKSKES · D-VIERSEN · SD 86 25 x 0,25 mm² CE



Marking for SD 86 37722502:

SAB BRÖCKSKES · D-VIERSEN · SD 86 25 x 0,25 mm² CE

Construction:

Conductor:	bare copper strands, extra fine wires
Insulation:	PVC, TI2 acc. to EN 50363-3 + VDE 0207-363-3
Colour code:	with reference to DIN 47100
Stranding:	specially adjusted layering with non-woven tape over each layer
Sheath material:	PVC, TM2 acc. to EN 50363-4-1 + VDE 0207-363-4-1, reinforced wall thickness
Sheath colour:	grey (RAL 7032)

Technical Data:

Peak operating voltage:	max. 350 V acc. to VDE 0812
Testing voltage:	core/core 1500 V
Min. bending radius <i>continuously flexible:</i>	7,5 x d
Radiation resistance:	8 x 10 ⁷ cJ/kg
Temperature range <i>fixed laying:</i> <i>flexible application:</i>	-30/+70 °C -5/+70 °C
Fire performance:	flame retardant and self-extinguishing acc. to IEC 60332-1-2 + VDE 0482-332-1-2
Oil resistance:	acc. to our internal standard, see chapter N „Technical data“
Chem. resistance:	see chapter N „Technical data“
Flexibility:	very good
Absence of harmful substances:	acc. to RoHS directive of the European Union, see chapter N „Technical data“

Outstanding features:



- very good flexibility
- small bending radius
- reinforced outer sheath

item no.	no. of cores x cross section n x mm ²	largest single wire ø mm	outer-ø ± 5% mm	copper figure kg/km	cable weight ≈ kg/km
37720201	2 x 0,14	0,11	3,1	2,7	13
37720301	3 x 0,14	0,11	3,3	4,0	15
37720401	4 x 0,14	0,11	3,5	5,4	17
37720501	5 x 0,14	0,11	3,8	6,7	21
37720701	7 x 0,14	0,11	4,4	9,4	29
37721001	10 x 0,14	0,11	5,2	13,4	36
37721201	12 x 0,14	0,11	5,6	16,1	43
37721401	14 x 0,14	0,11	5,8	18,8	48
37721801	18 x 0,14	0,11	6,4	24,2	60
37722501	25 x 0,14	0,11	7,8	33,6	81
37720202	2 x 0,25	0,11	3,4	4,8	16
37720302	3 x 0,25	0,11	3,6	7,2	19
37720402	4 x 0,25	0,11	3,9	9,6	23
37720502	5 x 0,25	0,11	4,2	12,0	29
37720702	7 x 0,25	0,11	5,0	16,8	39

item no.	no. of cores x cross section n x mm ²	largest single wire ø mm	outer-ø ± 5% mm	copper figure kg/km	cable weight ≈ kg/km
37721002	10 x 0,25	0,11	6,0	24,0	52
37721202	12 x 0,25	0,11	6,2	28,8	60
37721402	14 x 0,25	0,11	6,5	33,6	67
37721802	18 x 0,25	0,11	7,2	43,2	85
37722502	25 x 0,25	0,11	8,7	60,0	114
37720203	2 x 0,34	0,11	4,0	6,5	22
37720303	3 x 0,34	0,11	4,2	9,8	27
37720403	4 x 0,34	0,11	4,6	13,1	32
37720503	5 x 0,34	0,11	5,0	16,3	39
37720703	7 x 0,34	0,11	6,1	22,8	58
37721003	10 x 0,34	0,11	7,3	32,6	73
37721203	12 x 0,34	0,11	7,5	39,2	84
37721403	14 x 0,34	0,11	7,9	45,7	95
37721803	18 x 0,34	0,11	8,8	58,8	120
37722503	25 x 0,34	0,11	10,9	81,6	169

Other dimensions and colours are possible on request.



Possible on request:

- in dimensions
0,50 mm² and 0,75 mm²

Cable Track Cable

S 86

continuously flexible PVC control cable with numbered cores



Marking for S 86 37721215:

SAB BRÖCKSKES · D-VIERSEN · S 86 12 x 1,5 mm² CE

Construction:	
Conductor:	bare copper strands acc. to IEC 60228, VDE 0295, class 6
Insulation:	PVC, TI2 acc. to EN 50363-3 + VDE 0207-363-3
Colour code:	black cores with consecutive numbers acc. to EN 50334 + VDE 0293-334, green-yellow earth wire from 3 cores
Stranding:	specially adjusted layering with non-woven tape over each layer
Sheath material:	PVC, TM2 acc. to EN 50363-4-1 + VDE 0207-363-4-1, reinforced wall thickness
Sheath colour:	grey (RAL 7000)

Technical Data:	
Nominal voltage:	U ₀ /U 300/500 V
Testing voltage:	core/core 3000 V
Min. bending radius continuously flexible:	7,5 x d
Radiation resistance:	8 x 10 ⁷ cJ/kg
Temperature range fixed laying: flexible application:	-40/+70 °C +5/+70 °C
Fire performance:	flame retardant and self-extinguishing acc. to IEC 60332-1-2 + VDE 0482-332-1-2
Oil resistance:	acc. to our internal standard, see chapter N „Technical data“
Chem. resistance:	see chapter N „Technical data“
Flexibility:	very good
Absence of harmful substances:	acc. to RoHS directive of the European Union, see chapter N „Technical data“

Outstanding features:

- very good flexibility
- small bending radius
- reinforced outer sheath

Also available as hybrid cable for example

3G1,0 + 16 x 0,34 mm ²
3G1,0 + 8 x 0,34 mm ²
1G0,5 + 4 x 0,34 mm ²

Peak operating voltage of data conductors: max. 500 V

item no.	no. of cores x cross section n x mm ²	largest single wire ø mm	outer-ø ± 5% mm	copper figure kg/km	cable weight ≈ kg/km
37720205	2 x 0,50	0,16	5,3	9,6	38
37720305	3 x 0,50	0,16	5,6	14,4	45
37720405	4 x 0,50	0,16	6,2	19,2	56
37720505	5 x 0,50	0,16	6,8	24,0	69
37720705	7 x 0,50	0,16	8,0	33,6	97
37721205	12 x 0,50	0,16	9,9	57,6	141
37721805	18 x 0,50	0,16	11,6	86,4	203
37722505	25 x 0,50	0,16	14,2	120,0	280
37723605	36 x 0,50	0,16	15,9	172,8	383
37724405	44 x 0,50	0,16	18,2	211,2	472
37725205	52 x 0,50	0,16	18,9	249,6	537
37726505	65 x 0,50	0,16	21,5	312,0	677
37720207	2 x 0,75	0,16	5,8	14,4	46
37720307	3 x 0,75	0,16	6,3	21,6	59
37720407	4 x 0,75	0,16	6,8	28,8	71
37720507	5 x 0,75	0,16	7,6	36,0	90
37720707	7 x 0,75	0,16	9,1	50,4	128
37721207	12 x 0,75	0,16	11,1	86,4	186
37721807	18 x 0,75	0,16	13,1	129,6	270
37722507	25 x 0,75	0,16	15,9	180,0	368
37723607	36 x 0,75	0,16	18,1	259,2	516
37725207	52 x 0,75	0,16	21,4	374,4	721
37726507	65 x 0,75	0,16	24,3	468,0	913
37720210	2 x 1,00	0,16	6,2	19,2	56
37720310	3 x 1,00	0,16	6,5	28,8	68
37720410	4 x 1,00	0,16	7,1	38,4	82
37720510	5 x 1,00	0,16	7,9	48,0	104
37720710	7 x 1,00	0,16	9,4	67,2	147
37721210	12 x 1,00	0,16	11,5	115,2	218
37721810	18 x 1,00	0,16	13,8	172,8	324
37722510	25 x 1,00	0,16	16,7	240,0	442
37723610	36 x 1,00	0,16	18,9	345,6	615
37725210	52 x 1,00	0,16	22,5	499,2	867
37726510	65 x 1,00	0,16	25,4	624,0	1095
37720215	2 x 1,50	0,16	6,8	28,8	70
37720315	3 x 1,50	0,16	7,2	43,2	87

item no.	no. of cores x cross section n x mm ²	largest single wire ø mm	outer-ø ± 5% mm	copper figure kg/km	cable weight ≈ kg/km
37720415	4 x 1,50	0,16	8,0	57,6	111
37720515	5 x 1,50	0,16	8,7	72,0	136
37720715	7 x 1,50	0,16	10,6	100,8	198
37721215	12 x 1,50	0,16	13,0	172,8	294
37721815	18 x 1,50	0,16	15,5	259,2	437
37722515	25 x 1,50	0,16	18,8	360,0	594
37723615	36 x 1,50	0,16	21,3	518,4	835
37725215	52 x 1,50	0,16	25,4	748,8	1182
37726515	65 x 1,50	0,16	28,7	936,0	1491
37720225	2 x 2,50	0,16	8,6	48,0	111
37720325	3 x 2,50	0,16	9,3	72,0	143
37720425	4 x 2,50	0,16	10,1	96,0	176
37720525	5 x 2,50	0,16	11,3	120,0	221
37720725	7 x 2,50	0,16	13,6	168,0	324
37721225	12 x 2,50	0,16	16,9	288,0	486
37721825	18 x 2,50	0,16	20,3	432,0	707
37722525	25 x 2,50	0,16	24,7	600,0	995
37723625	36 x 2,50	0,16	27,9	864,0	1390
37720240	2 x 4,00	0,16	9,9	76,8	156
37720340	3 x 4,00	0,16	10,8	115,2	213
37720440	4 x 4,00	0,16	11,8	153,6	269
37720540	5 x 4,00	0,16	13,1	192,0	321
37720740	7 x 4,00	0,16	16,5	268,8	488
37720260	2 x 6,00	0,21	12,3	115,2	227
37720360	3 x 6,00	0,21	13,0	172,8	305
37720460	4 x 6,00	0,21	14,4	230,4	391
37720560	5 x 6,00	0,21	16,1	288,0	472
37720760	7 x 6,00	0,21	19,5	403,2	690
37720361	3 x 10,0	0,21	15,7	288,0	475
37720461	4 x 10,0	0,21	17,3	384,0	630
37720561	5 x 10,0	0,21	19,5	480,0	773
37720462	4 x 16,0	0,21	20,9	614,4	943
37720562	5 x 16,0	0,21	23,3	768,0	1133
37720463	4 x 25,0	0,21	24,7	960,0	1310
37720464	4 x 35,0	0,21	28,7	1344,0	1807
37720465	4 x 50,0	0,31	34,5	1920,0	2623

Other dimensions and colours are possible on request.

Cable Track Cable

SD 86 C

continuously flexible PVC data cable with coloured cores and overall copper screen



Marking for SD 86 C 37822502:

SAB BRÜCKSKES · D-VIERSEN · SD 86 C 25 x 0,25 mm² CE

B
10

Construction:

Conductor:	bare copper strands, extra fine wires
Insulation:	PVC, TI2 acc. to EN 50363-3 + VDE 0207-363-3
Colour code:	with reference to DIN 47100
Stranding:	specially adjusted layering with non-woven tape over each layer
Wrapping:	non-woven tape
Screen:	tinned copper braiding
Wrapping:	non-woven tape
Sheath material:	PVC, TM2 acc. to EN 50363-3 + VDE 0207-363-3
Sheath colour:	grey (RAL 7032)

Outstanding features:



- very good flexibility
- good EMC characteristics
- small bending radius
- reinforced outer sheath

Technical Data:

Peak operating voltage:	max. 350 V acc. to VDE 0812	
Testing voltage:	core/core	1500 V
	core/screen	1200 V
Min. bending radius <i>continuously flexible:</i>	7,5 x d	
Radiation resistance:	8 x 10 ⁷ cJ/kg	
Temperature range <i>fixed laying:</i>	-30/+70 °C	
<i>flexible application:</i>	-5/+70 °C	
Fire performance:	flame retardant and self-extinguishing acc. to IEC 60332-1-2 + VDE 0482-332-1-2	
Oil resistance:	acc. to our internal standard, see chapter N „Technical data“	
Chem. resistance:	see chapter N „Technical data“	
Flexibility:	very good	
Absence of harmful substances:	acc. to RoHS directive of the European Union, see chapter N „Technical data“	

item no.	no. of cores x cross section n x mm ²	largest single wire ø mm	outer-ø ± 5% mm	copper figure kg/km	cable weight ≈ kg/km
37820201	2 x 0,14	0,11	3,7	11,6	20
37820301	3 x 0,14	0,11	3,9	15,0	24
37820401	4 x 0,14	0,11	4,1	15,7	26
37820501	5 x 0,14	0,11	4,4	18,8	32
37820701	7 x 0,14	0,11	5,2	23,4	42
37821201	12 x 0,14	0,11	6,3	33,9	59
37821801	18 x 0,14	0,11	7,1	45,5	78
37822501	25 x 0,14	0,11	8,8	59,8	110
37820202	2 x 0,25	0,11	4,0	15,1	24
37820302	3 x 0,25	0,11	4,2	18,3	30
37820402	4 x 0,25	0,11	4,5	21,7	34
37820502	5 x 0,25	0,11	5,0	25,9	42

item no.	no. of cores x cross section n x mm ²	largest single wire ø mm	outer-ø ± 5% mm	copper figure kg/km	cable weight ≈ kg/km
37820702	7 x 0,25	0,11	5,7	32,9	54
37821202	12 x 0,25	0,11	6,9	48,5	76
37821802	18 x 0,25	0,11	8,3	67,0	112
37822502	25 x 0,25	0,11	9,7	89,1	145
37820203	2 x 0,34	0,11	4,8	18,7	33
37820303	3 x 0,34	0,11	5,0	23,7	39
37820403	4 x 0,34	0,11	5,4	27,1	44
37820503	5 x 0,34	0,11	5,8	32,3	54
37820703	7 x 0,34	0,11	6,8	42,4	74
37821203	12 x 0,34	0,11	8,5	63,0	110
37821803	18 x 0,34	0,11	9,8	87,9	151
37822503	25 x 0,34	0,11	11,7	136,0	209

Other dimensions and colours are possible on request.



Possible on request:

- in dimensions
0,50 mm² and 0,75 mm²

Cable Track Cable

S 86 C

continuously flexible PVC control cable with numbered cores and overall copper screen



Marking for S 86 C 37821215:

SAB BRÖCKSKES · D-VIERSEN · S 86 C 12 x 1,5 mm² CE

Construction:

Conductor:	bare copper strands acc. to IEC 60228, VDE 0295, class 6
Insulation:	PVC, TI2 acc. to EN 50363-3 + VDE 0207-363-3
Colour code:	black cores with consecutive numbers acc. to EN 50334 + VDE 0293-334, green-yellow earth wire from 3 cores
Stranding:	specialy adjusted layering with non-woven tape over each layer
Inner sheath:	PVC, TM2 acc. to EN 50363-3 + VDE 0207-363-3
Screen:	tinned copper braiding
Wrapping:	non-woven tape
Sheath material:	PVC, TM2 acc. to EN 50363-3 + VDE 0207-363-3
Sheath colour:	grey (RAL 7000)

Technical Data:

Nominal voltage:	U ₀ /U 300/500 V
Testing voltage:	core/core 3000 V core/screen 2000 V
Min. bending radius <i>continuously flexible:</i>	7,5 x d
Radiation resistance:	8 x 10 ⁷ cJ/kg
Temperature range <i>fixed laying:</i> <i>flexible application:</i>	-40/+70 °C +5/+70 °C
Fire performance:	flame retardant and self-extinguishing acc. to IEC 60332-1-2 + VDE 0482-332-1-2
Oil resistance:	acc. to our internal standard, see chapter N „Technical data“
Chem. resistance:	see chapter N „Technical data“
Flexibility:	very good
Absence of harmful substances:	acc. to RoHS directive of the European Union, see chapter N „Technical data“

Outstanding features:



- very good flexibility
- good EMC characteristics
- small bending radius
- reinforced outer sheath

item no.	no. of cores x cross section n x mm ²	largest single wire ø mm	outer-ø ± 5% mm	copper figure kg/km	cable weight ≈ kg/km
37820205	2 x 0,50	0,16	7,8	41,5	85
37820305	3 x 0,50	0,16	8,1	46,8	89
37820405	4 x 0,50	0,16	8,5	56,9	101
37820505	5 x 0,50	0,16	9,3	62,4	121
37820705	7 x 0,50	0,16	10,3	83,6	156
37821205	12 x 0,50	0,16	12,8	112,2	230
37821805	18 x 0,50	0,16	15,0	172,3	329
37822505	25 x 0,50	0,16	17,3	229,8	423
37823005	30 x 0,50	0,16	17,9	254,3	472
37823605	36 x 0,50	0,16	19,5	296,2	560
37820207	2 x 0,75	0,16	8,3	51,9	98
37820307	3 x 0,75	0,16	8,6	59,4	103
37820407	4 x 0,75	0,16	9,3	67,2	123
37820507	5 x 0,75	0,16	9,9	77,3	143
37820707	7 x 0,75	0,16	11,6	101,5	194
37821207	12 x 0,75	0,16	14,0	146,3	283
37821807	18 x 0,75	0,16	16,1	227,3	399
37822507	25 x 0,75	0,16	19,4	292,0	536
37823007	30 x 0,75	0,16	19,9	340,0	601
37823607	36 x 0,75	0,16	21,4	385,3	688
37820210	2 x 1,00	0,16	8,6	56,9	101
37820310	3 x 1,00	0,16	9,0	66,9	117
37820410	4 x 1,00	0,16	9,6	79,2	136
37820510	5 x 1,00	0,16	10,2	97,9	158
37820710	7 x 1,00	0,16	12,1	121,3	249
37821210	12 x 1,00	0,16	14,6	200,9	335
37821810	18 x 1,00	0,16	16,9	271,2	465
37822510	25 x 1,00	0,16	19,7	363,7	608
37822710	27 x 1,00	0,16	20,0	383,3	638
37823010	30 x 1,00	0,16	20,8	413,1	692
37823610	36 x 1,00	0,16	22,3	484,4	815
37820215	2 x 1,50	0,16	9,3	67,2	121
37820315	3 x 1,50	0,16	9,7	84,2	140
37820415	4 x 1,50	0,16	10,5	107,6	170
37820515	5 x 1,50	0,16	11,4	122,8	211

item no.	no. of cores x cross section n x mm ²	largest single wire ø mm	outer-ø ± 5% mm	copper figure kg/km	cable weight ≈ kg/km
37820715	7 x 1,50	0,16	13,3	160,4	287
37821215	12 x 1,50	0,16	16,1	270,5	426
37821815	18 x 1,50	0,16	18,6	370,4	588
37822515	25 x 1,50	0,16	22,3	498,8	794
37822715	27 x 1,50	0,16	22,3	527,6	829
37823015	30 x 1,50	0,16	22,9	571,9	890
37823615	36 x 1,50	0,16	24,8	685,5	1064
37820225	2 x 2,50	0,16	11,3	99,0	183
37820325	3 x 2,50	0,16	12,0	126,2	224
37820425	4 x 2,50	0,16	13,0	155,6	269
37820525	5 x 2,50	0,16	14,4	205,7	345
37820725	7 x 2,50	0,16	16,7	266,6	457
37821225	12 x 2,50	0,16	20,2	413,1	658
37821825	18 x 2,50	0,16	23,6	597,5	939
37822525	25 x 2,50	0,16	28,2	775,6	1241
37823025	30 x 2,50	0,16	29,0	912,9	1410
37823625	36 x 2,50	0,16	31,6	1065,5	1675
37820240	2 x 4,00	0,16	12,9	133,7	248
37820340	3 x 4,00	0,16	13,7	174,9	307
37820440	4 x 4,00	0,16	15,0	239,5	389
37820540	5 x 4,00	0,16	16,4	289,8	452
37820740	7 x 4,00	0,16	19,1	383,8	593
37820260	2 x 6,00	0,21	15,0	201,1	342
37820360	3 x 6,00	0,21	15,7	270,1	424
37820460	4 x 6,00	0,21	17,5	334,4	511
37820560	5 x 6,00	0,21	18,8	403,9	611
37820760	7 x 6,00	0,21	22,2	541,8	808
37820361	3 x 10,0	0,21	19,0	399,7	635
37820461	4 x 10,0	0,21	20,8	516,1	794
37820561	5 x 10,0	0,21	22,8	634,4	923
37820462	4 x 16,0	0,21	24,2	780,1	1133
37820562	5 x 16,0	0,21	27,0	939,5	1342
37820463	4 x 25,0	0,21	28,4	1142,6	1614
37820563	5 x 25,0	0,21	31,6	1398,8	1933
37820464	4 x 35,0	0,21	32,6	1545,9	2119

Other dimensions and colours are possible on request.

Cable Track Cable


SD 86 C TP

continuously flexible paired PVC data cable with overall copper screen

with
coloured cores

SABFlex

EN · SD 86 C TP 3 x 2 x 0,5 mm² CE



Marking for SD 86 C TP 37650305:

SAB BRÜCKSKES · D-VIERSEN · SD 86 C TP 3 x 2 x 0,5 mm² CE

Construction:

Conductor:	bare copper strands, extra fine wires
Insulation:	PVC, TI2 acc. to EN 50363-3 + VDE 0207-363-3
Colour code:	with reference to DIN 47100
Stranding:	cores twisted to pairs, pairs twisted in specially adjusted layering with non-woven tape over each layer
Wrapping:	non-woven tape
Screen:	tinned copper braiding
Sheath material:	PVC, TM2 acc. to EN 50363-3 + VDE 0207-363-3
Sheath colour:	grey (RAL 7032)

Outstanding features:



- very good flexibility
- good EMC characteristics
- small bending radius
- reinforced outer sheath

Technical Data:

Peak operating voltage:	max. 350 V acc. to VDE 0812
Testing voltage:	core/core 1500 V core/screen 1200 V
Min. bending radius <i>continuously flexible:</i>	7,5 x d
Radiation resistance:	8 x 10 ⁷ cJ/kg
Temperature range <i>fixed laying:</i> <i>flexible application:</i>	-30/+70 °C -5/+70 °C
Fire performance:	flame retardant and self-extinguishing acc. to IEC 60332-1-2 + VDE 0482-332-1-2
Oil resistance:	acc. to our internal standard, see chapter N „Technical data“
Flexibility:	very good
Absence of harmful substances:	acc. to RoHS directive of the European Union, see chapter N „Technical data“

item no.	no. of pairs x cross section n x 2 x mm ²	largest single wire ø mm	outer-ø ± 10% mm	copper figure kg/km	cable weight ≈ kg/km
37640214	2 x 2 x 0,14	0,11	4,9	19,3	31
37640314	3 x 2 x 0,14	0,11	5,4	24,0	40
37640414	4 x 2 x 0,14	0,11	6,2	28,4	49
37640514	5 x 2 x 0,14	0,11	6,7	33,0	58
37640714	7 x 2 x 0,14	0,11	7,2	40,2	79
37641014	10 x 2 x 0,14	0,11	8,7	53,0	95
37641214	12 x 2 x 0,14	0,11	9,5	61,3	109
37641414	14 x 2 x 0,14	0,11	10,0	66,8	120
37641814	18 x 2 x 0,14	0,11	10,9	96,2	158
37642514	25 x 2 x 0,14	0,11	12,7	126,7	210
37640225	2 x 2 x 0,25	0,11	5,4	25,5	40
37640325	3 x 2 x 0,25	0,11	6,1	30,5	52
37640425	4 x 2 x 0,25	0,11	6,9	38,9	64
37640525	5 x 2 x 0,25	0,11	7,4	45,4	76
37640725	7 x 2 x 0,25	0,11	7,9	57,3	96
37641025	10 x 2 x 0,25	0,11	9,6	77,0	124
37641225	12 x 2 x 0,25	0,11	10,7	105,3	155
37641425	14 x 2 x 0,25	0,11	11,3	121,3	175
37641825	18 x 2 x 0,25	0,11	12,5	141,0	220
37642525	25 x 2 x 0,25	0,11	14,3	206,0	293
37640234	2 x 2 x 0,34	0,11	6,5	30,8	53
37640334	3 x 2 x 0,34	0,11	7,1	39,3	67
37640434	4 x 2 x 0,34	0,11	8,5	49,9	90
37640534	5 x 2 x 0,34	0,11	9,2	58,9	108
37640734	7 x 2 x 0,34	0,11	9,8	74,8	136

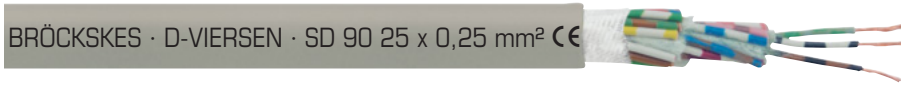
item no.	no. of pairs x cross section n x 2 x mm ²	largest single wire ø mm	outer-ø ± 10% mm	copper figure kg/km	cable weight ≈ kg/km
37641034	10 x 2 x 0,34	0,11	11,6	119,6	179
37641234	12 x 2 x 0,34	0,11	13,2	138,1	218
37641434	14 x 2 x 0,34	0,11	14,1	177,2	260
37641834	18 x 2 x 0,34	0,11	15,1	215,0	319
37642534	25 x 2 x 0,34	0,11	17,5	274,0	413
37640250	2 x 2 x 0,50	0,11	7,1	39,0	66
37640350	3 x 2 x 0,50	0,11	7,8	52,5	84
37640450	4 x 2 x 0,50	0,11	9,3	64,7	112
37640550	5 x 2 x 0,50	0,11	10,1	77,2	129
37640750	7 x 2 x 0,50	0,11	11,0	121,1	186
37641050	10 x 2 x 0,50	0,11	13,3	155,8	236
37641250	12 x 2 x 0,50	0,11	14,8	212,4	301
37641450	14 x 2 x 0,50	0,11	15,9	232,3	340
37641850	18 x 2 x 0,50	0,11	17,1	283,1	408
37642550	25 x 2 x 0,50	0,11	19,4	364,8	525
37640275	2 x 2 x 0,75	0,11	8,0	52,6	86
37640375	3 x 2 x 0,75	0,11	9,2	69,5	118
37640475	4 x 2 x 0,75	0,11	10,7	105,3	158
37640575	5 x 2 x 0,75	0,11	11,7	126,4	195
37640775	7 x 2 x 0,75	0,11	13,0	160,5	256
37641075	10 x 2 x 0,75	0,11	15,3	241,7	328
37641275	12 x 2 x 0,75	0,11	17,3	283,4	403
37641475	14 x 2 x 0,75	0,11	18,2	313,3	442
37641875	18 x 2 x 0,75	0,11	19,5	384,1	545
37642575	25 x 2 x 0,75	0,11	22,2	501,3	694

Other dimensions and colours are possible on request.

Cable Track Cable

SD 90

continuously flexible PUR data cable with coloured cores



Marking for SD 90 07782502:

SAB BRÖCKSKES · D-VIERSEN · SD 90 25 x 0,25 mm² CE

Construction:

Conductor:	bare copper strands, extra fine wires
Insulation:	PVC, TI2 acc. to EN 50363-3 + VDE 0207-363-3
Colour code:	with reference to DIN 47100
Stranding:	specialy adjusted layering with non-woven tape over each layer
Wrapping:	non-woven tape
Sheath material:	PUR, TPU acc. to EN 50363-10-2 + VDE 0207-363-10-2 with mat surface
Sheath colour:	grey (RAL 7032)

Technical Data:

Peak operating voltage:	max. 350 V acc. to VDE 0812
Testing voltage:	core/core 1500 V
Min. bending radius <i>continuously flexible:</i>	7,5 x d
Radiation resistance:	5 x 10 ⁷ cJ/kg
Temperature range <i>fixed laying:</i> <i>flexible application:</i>	-30/+70 °C -5/+70 °C
Oil resistance:	very good - TPU acc. to EN 50363-10-2 + VDE 0207-363-10-2
Chem. resistance:	good against acids, alkalines, solvents, hydraulic liquids etc.
Flexibility:	very good
Absence of harmful substances:	acc. to RoHS directive of the European Union, see chapter N „Technical data“

Outstanding features:



- oil resistant
- improved abrasion resistance
- high tear resistance
- good chemical resistance
- increased efficiency

item no.	no. of cores x cross section n x mm ²	largest single wire ø mm	outer-ø ± 5% mm	copper figure kg/km	cable weight ≈ kg/km
07780201	2 x 0,14	0,11	3,3	2,7	12
07780301	3 x 0,14	0,11	3,5	4,0	14
07780401	4 x 0,14	0,11	3,7	5,4	17
07780501	5 x 0,14	0,11	4,0	6,7	20
07780701	7 x 0,14	0,11	4,6	9,4	27
07781201	12 x 0,14	0,11	5,5	16,1	38
07781801	18 x 0,14	0,11	6,3	24,2	54
07782501	25 x 0,14	0,11	7,5	33,6	70
07780202	2 x 0,25	0,11	3,5	4,8	15
07780302	3 x 0,25	0,11	3,8	7,2	19
07780402	4 x 0,25	0,11	4,1	9,6	23
07780502	5 x 0,25	0,11	4,4	12,0	28

item no.	no. of cores x cross section n x mm ²	largest single wire ø mm	outer-ø ± 5% mm	copper figure kg/km	cable weight ≈ kg/km
07780702	7 x 0,25	0,11	5,1	16,8	38
07781202	12 x 0,25	0,11	6,1	28,8	54
07781802	18 x 0,25	0,11	7,1	43,2	78
07782502	25 x 0,25	0,11	8,6	60,0	106
07780203	2 x 0,34	0,11	4,2	6,5	21
07780303	3 x 0,34	0,11	4,4	9,8	25
07780403	4 x 0,34	0,11	4,8	13,1	31
07780503	5 x 0,34	0,11	5,2	16,3	38
07780703	7 x 0,34	0,11	6,1	22,8	52
07781203	12 x 0,34	0,11	7,3	39,2	74
07781803	18 x 0,34	0,11	8,8	58,8	112
07782503	25 x 0,34	0,11	10,4	81,6	147

Other dimensions and colours are possible on request.



Possible on request:

- in dimensions
0,50 mm² and 0,75 mm²

Cable Track Cable

S 90

continuously flexible PUR control cable with numbered cores



Marking for S 90 07780715:

SAB BRÖCKSKES · D-VIERSEN · S 90 12 x 1,5 mm² CE

B
14

Construction:

Conductor:	bare copper strands acc. to IEC 60228, VDE 0295, class 6
Insulation:	PVC, TI2 acc. to EN 50363-3 + VDE 0207-363-3
Colour code:	black cores with consecutive numbers acc. to EN 50334 + VDE 0293-334, green-yellow earth wire from 3 cores
Stranding:	specialy adjusted layering with non-woven tape over each layer
Wrapping:	non-woven tape
Sheath material:	PUR, TMPU acc. to EN 50363-10-2 + VDE 0207-363-10-2 with mat surface
Sheath colour:	grey (RAL 7000)

Technical Data:

Nominal voltage:	U ₀ /U 300/500 V
Testing voltage:	core/core 3000 V
Min. bending radius continuously flexible:	7,5 x d
Radiation resistance:	5 x 10 ⁷ cJ/kg
Temperature range fixed laying: flexible application:	-40/+70 °C +5/+70 °C
Oil resistance:	very good - TMPU acc. to EN 50363-10-2 + VDE 0207-363-10-2
Chem. resistance:	good against acids, alkalines, solvents, hydraulic liquids etc.
Flexibility:	very good
Absence of harmful substances:	acc. to RoHS directive of the European Union, see chapter N „Technical data“

Outstanding features:



- oil resistant
- improved abrasion resistance
- high tear resistance
- good chemical resistance
- increased efficiency

Also available as hybrid cable for example

3G1,0 + 16 x 0,34 mm²

3G1,0 + 8 x 0,34 mm²

1G0,5 + 4 x 0,34 mm²

Peak operating voltage of data conductors: max. 500 V

item no.	no. of cores x cross section n x mm ²	largest single wire ø mm	outer-ø ± 5% mm	copper figure kg/km	cable weight ≈ kg/km
07780205	2 x 0,50	0,16	5,3	9,6	32
07780305	3 x 0,50	0,16	5,6	14,4	40
07780405	4 x 0,50	0,16	6,0	19,2	48
07780505	5 x 0,50	0,16	6,5	24,0	58
07780705	7 x 0,50	0,16	7,6	33,6	81
07781205	12 x 0,50	0,16	9,5	57,6	115
07781805	18 x 0,50	0,16	11,1	86,4	175
07782505	25 x 0,50	0,16	13,2	120,0	230
07783605	36 x 0,50	0,16	14,7	172,8	319
07785005	50 x 0,50	0,16	18,0	240,0	452
07786505	65 x 0,50	0,16	20,2	312,0	583
07780207	2 x 0,75	0,16	5,8	14,4	40
07780307	3 x 0,75	0,16	6,1	21,6	51
07780407	4 x 0,75	0,16	6,6	28,8	61
07780507	5 x 0,75	0,16	7,2	36,0	76
07780707	7 x 0,75	0,16	8,5	50,4	106
07781207	12 x 0,75	0,16	10,6	86,4	160
07781807	18 x 0,75	0,16	12,4	129,6	233
07782507	25 x 0,75	0,16	14,7	180,0	305
07783607	36 x 0,75	0,16	16,9	259,2	441
07785007	50 x 0,75	0,16	20,1	360,0	602
07786507	65 x 0,75	0,16	22,6	468,0	778
07780210	2 x 1,00	0,16	6,0	19,2	46
07780310	3 x 1,00	0,16	6,3	28,8	59
07780410	4 x 1,00	0,16	6,9	38,4	73
07780510	5 x 1,00	0,16	7,5	48,0	90
07780710	7 x 1,00	0,16	8,8	67,2	126
07781210	12 x 1,00	0,16	11,0	115,2	191
07781810	18 x 1,00	0,16	12,8	172,8	275
07782510	25 x 1,00	0,16	15,7	240,0	382
07783610	36 x 1,00	0,16	18,0	345,6	547
07785010	50 x 1,00	0,16	21,0	480,0	732
07786510	65 x 1,00	0,16	23,7	624,0	963
07780215	2 x 1,50	0,16	6,6	28,8	58
07780315	3 x 1,50	0,16	7,0	43,2	78
07780415	4 x 1,50	0,16	7,6	57,6	97
07780515	5 x 1,50	0,16	8,3	72,0	120
07780715	7 x 1,50	0,16	10,2	100,8	175


item no.	no. of cores x cross section n x mm ²	largest single wire ø mm	outer-ø ± 5% mm	copper figure kg/km	cable weight ≈ kg/km
07781215	12 x 1,50	0,16	12,3	172,8	259
07781815	18 x 1,50	0,16	14,4	259,2	380
07782515	25 x 1,50	0,16	18,0	360,0	533
07783615	36 x 1,50	0,16	20,1	518,4	746
07785015	50 x 1,50	0,16	23,9	720,0	1021
07786515	65 x 1,50	0,16	26,8	936,0	1321
07780225	2 x 2,50	0,16	8,4	48,0	93
07780325	3 x 2,50	0,16	8,9	72,0	125
07780425	4 x 2,50	0,16	10,1	96,0	163
07780525	5 x 2,50	0,16	11,1	120,0	201
07780725	7 x 2,50	0,16	13,2	168,0	285
07781225	12 x 2,50	0,16	16,4	288,0	431
07781825	18 x 2,50	0,16	19,7	432,0	650
07782525	25 x 2,50	0,16	23,9	600,0	879
07783625	36 x 2,50	0,16	27,2	864,0	1255
07780240	2 x 4,00	0,16	10,2	76,8	145
07780340	3 x 4,00	0,16	10,8	115,2	190
07780440	4 x 4,00	0,16	11,6	153,6	238
07780540	5 x 4,00	0,16	12,9	192,0	305
07780740	7 x 4,00	0,16	15,2	268,8	426
07781240	12 x 4,00	0,16	18,9	460,8	657
07780260	2 x 6,00	0,21	12,5	115,2	218
07780360	3 x 6,00	0,21	13,2	172,8	286
07780460	4 x 6,00	0,21	14,4	230,4	364
07780560	5 x 6,00	0,21	15,9	288,0	461
07780760	7 x 6,00	0,21	18,7	403,2	642
07780361	3 x 10,0	0,21	15,9	288,0	416
07780461	4 x 10,0	0,21	17,3	384,0	570
07780561	5 x 10,0	0,21	19,1	480,0	724
07780362	3 x 16,0	0,21	18,6	460,8	664
07780462	4 x 16,0	0,21	20,3	614,4	849
07780562	5 x 16,0	0,21	22,4	768,0	1081
07780463	4 x 25,0	0,21	24,1	960,0	1247
07780563	5 x 25,0	0,21	26,7	1200,0	1601
07780464	4 x 35,0	0,21	27,5	1344,0	1665
07780564	5 x 35,0	0,21	30,4	1680,0	2140
07780465	4 x 50,0	0,31	32,5	1920,0	2354
07780565	5 x 50,0	0,31	36,5	2400,0	3066

Other dimensions and colours are possible on request.

Cable Track Cable

SD 90 C

continuously flexible PUR data cable with coloured cores and overall copper screen



Marking for SD 90 C 07882502:

SAB BRÜCKSKES · D-VIERSEN · SD 90 C 25 x 0,25 mm² CE

Construction:

Conductor:	bare copper strands, extra fine wires
Insulation:	PVC, TI2 acc. to EN 50363-3 + VDE 0207-363-3
Colour code:	with reference to DIN 47100
Stranding:	specially adjusted layering with non-woven tape over each layer
Wrapping:	non-woven tape
Screen:	tinned copper braiding
Wrapping:	non-woven tape
Sheath material:	PUR, TPU acc. to EN 50363-10-2 + VDE 0207-363-10-2 with mat surface
Sheath colour:	grey (RAL 7032)

Technical Data:

Peak operating voltage:	max. 350 V acc. to VDE 0812
Testing voltage:	core/core 1500 V core/screen 1200 V
Min. bending radius <i>continuously flexible:</i>	7,5 x d
Radiation resistance:	5 x 10 ⁷ cJ/kg
Temperature range <i>fixed laying:</i> <i>flexible application:</i>	-30/+70 °C -5/+70 °C
Oil resistance:	very good - TMPU acc. to EN 50363-10-2 + VDE 0207-363-10-2
Chem. resistance:	good against acids, alkalines, solvents, hydraulic liquids etc.
Flexibility:	very good
Absence of harmful substances:	acc. to RoHS directive of the European Union, see chapter N „Technical data“

B
15

Outstanding features:



- very good EMC characteristics
- improved abrasion resistance
- high tear resistance
- good chemical resistance
- increased efficiency

item no.	no. of cores x cross section n x mm ²	largest single wire ø mm	outer-ø ± 5% mm	copper figure kg/km	cable weight ≈ kg/km
07880201	2 x 0,14	0,11	3,9	11,3	20
07880301	3 x 0,14	0,11	4,1	14,4	23
07880401	4 x 0,14	0,11	4,3	15,7	25
07880501	5 x 0,14	0,11	4,6	18,8	31
07880701	7 x 0,14	0,11	5,2	23,4	39
07881201	12 x 0,14	0,11	6,1	33,7	52
07881801	18 x 0,14	0,11	6,9	43,9	70
07882501	25 x 0,14	0,11	8,1	57,4	89
07880202	2 x 0,25	0,11	4,2	15,1	25
07880302	3 x 0,25	0,11	4,4	17,6	28
07880402	4 x 0,25	0,11	4,7	21,7	33
07880502	5 x 0,25	0,11	5,0	25,9	39
07880702	7 x 0,25	0,11	5,7	32,7	51
07881202	12 x 0,25	0,11	6,7	48,4	69
07881802	18 x 0,25	0,11	7,7	66,9	97
07882502	25 x 0,25	0,11	9,2	89,0	128
07880203	2 x 0,34	0,11	4,8	18,7	32
07880303	3 x 0,34	0,11	5,0	23,2	36
07880403	4 x 0,34	0,11	5,4	27,1	42
07880503	5 x 0,34	0,11	5,8	32,3	51

item no.	no. of cores x cross section n x mm ²	largest single wire ø mm	outer-ø ± 5% mm	copper figure kg/km	cable weight ≈ kg/km
07880703	7 x 0,34	0,11	6,7	42,4	68
07881203	12 x 0,34	0,11	7,9	62,9	93
07881803	18 x 0,34	0,11	9,4	87,8	135
07882503	25 x 0,34	0,11	11,6	135,7	195
07880250	2 x 0,50	0,11	5,2	23,2	38
07880350	3 x 0,50	0,11	5,4	30,1	45
07880450	4 x 0,50	0,11	5,9	35,5	53
07880550	5 x 0,50	0,11	6,6	52,8	74
07880750	7 x 0,50	0,11	7,5	66,0	93
07881250	12 x 0,50	0,11	9,1	99,6	133
07881850	18 x 0,50	0,11	11,0	137,5	195
07882550	25 x 0,50	0,11	12,8	179,4	249
07880275	2 x 0,75	0,11	5,8	30,6	49
07880375	3 x 0,75	0,11	6,3	49,8	66
07880475	4 x 0,75	0,11	6,8	58,0	77
07880575	5 x 0,75	0,11	7,4	68,3	92
07880775	7 x 0,75	0,11	8,7	89,8	126
07881275	12 x 0,75	0,11	10,4	137,2	180
07881875	18 x 0,75	0,11	12,5	187,3	256
07882575	25 x 0,75	0,11	15,1	250,5	351

Other dimensions and colours are possible on request.

Cable Track Cable

S 90 C

continuously flexible PUR control cable with numbered cores and overall copper screen



Marking for S 90 C 07881215:

SAB BRÖCKSKES · D-VIERSEN · S 90 C 12 x 1,5 mm² CE

B
16

Construction:

Conductor:	bare copper strands acc. to IEC 60228, VDE 0295, class 6
Insulation:	PVC, TI2 acc. to EN 50363-3 + VDE 0207-363-3
Colour code:	black cores with consecutive numbers acc. to EN 50334 + VDE 0293-334, green-yellow earth wire from 3 cores
Stranding:	specially adjusted layering with non-woven tape over each layer
Inner sheath:	PVC, TM2 acc. to EN 50363-3 + VDE 0207-363-3
Screen:	tinned copper braiding
Wrapping:	non-woven tape
Sheath material:	PUR, TMPU acc. to EN 50363-10-2 + VDE 0207-363-10-2 with mat surface
Sheath colour:	grey (RAL 7000)

Technical Data:

Nominal voltage:	U ₀ /U 300/500 V
Testing voltage:	core/core 3000 V core/screen 2000 V
Min. bending radius <i>continuously flexible:</i>	7,5 x d
Radiation resistance:	5 x 10 ⁷ cJ/kg
Temperature range <i>fixed laying:</i> <i>flexible application:</i>	-40/+70 °C +5/+70 °C
Oil resistance:	very good - TMPU acc. to EN 50363-10-2 + VDE 0207-363-10-2
Chem. resistance:	good against acids, alkalines, solvents, hydraulic liquids etc.
Flexibility:	very good
Absence of harmful substances:	acc. to RoHS directive of the European Union, see chapter N „Technical data“

Outstanding features:



- very good EMC characteristics
- improved abrasion resistance
- high tear resistance
- good chemical resistance
- increased efficiency

item no.	no. of cores x cross section n x mm ²	largest single wire ø mm	outer-ø ± 5% mm	copper figure kg/km	cable weight ≈ kg/km
07880205	2 x 0,50	0,16	7,6	41,5	85
07880305	3 x 0,50	0,16	7,9	46,8	91
07880405	4 x 0,50	0,16	8,3	56,9	103
07880505	5 x 0,50	0,16	8,9	62,4	117
07880705	7 x 0,50	0,16	10,3	83,6	157
07881205	12 x 0,50	0,16	12,1	114,0	207
07881805	18 x 0,50	0,16	13,6	154,4	274
07882505	25 x 0,50	0,16	16,3	222,8	273
07883605	36 x 0,50	0,16	18,4	300,3	507
07884405	44 x 0,50	0,16	20,2	344,6	583
07885205	52 x 0,50	0,16	20,9	385,5	650
07886505	65 x 0,50	0,16	23,5	466,4	805
07880207	2 x 0,75	0,16	8,1	51,4	101
07880307	3 x 0,75	0,16	8,4	59,4	108
07880407	4 x 0,75	0,16	8,9	67,2	120
07880507	5 x 0,75	0,16	9,5	77,3	138
07880707	7 x 0,75	0,16	11,2	101,5	188
07881207	12 x 0,75	0,16	13,1	145,0	251
07881807	18 x 0,75	0,16	14,9	200,1	340
07882507	25 x 0,75	0,16	18,4	294,8	486
07883607	36 x 0,75	0,16	20,2	392,6	632
07884407	44 x 0,75	0,16	22,2	457,3	731
07885207	52 x 0,75	0,16	23,4	528,4	845
07886507	65 x 0,75	0,16	26,1	632,6	1032
07880210	2 x 1,00	0,16	8,1	56,9	108
07880310	3 x 1,00	0,16	8,6	66,9	118
07880410	4 x 1,00	0,16	9,2	79,2	135
07880510	5 x 1,00	0,16	10,2	97,9	167
07880710	7 x 1,00	0,16	11,5	118,7	208
07881210	12 x 1,00	0,16	13,5	183,0	291
07881810	18 x 1,00	0,16	15,8	244,3	401
07882510	25 x 1,00	0,16	19,0	356,5	556
07883610	36 x 1,00	0,16	20,9	481,5	731
07884410	44 x 1,00	0,16	23,4	565,8	868
07885210	52 x 1,00	0,16	24,5	657,4	998
07886510	65 x 1,00	0,16	26,4	807,5	1216
07880215	2 x 1,50	0,16	8,9	67,2	129

item no.	no. of cores x cross section n x mm ²	largest single wire ø mm	outer-ø ± 5% mm	copper figure kg/km	cable weight ≈ kg/km
07880315	3 x 1,50	0,16	9,3	84,2	144
07880415	4 x 1,50	0,16	10,3	107,6	177
07880515	5 x 1,50	0,16	11,0	122,8	203
07880715	7 x 1,50	0,16	12,7	158,5	267
07881215	12 x 1,50	0,16	14,8	243,1	368
07881815	18 x 1,50	0,16	17,9	365,7	548
07882515	25 x 1,50	0,16	20,9	495,9	719
07883615	36 x 1,50	0,16	23,4	672,4	976
07884415	44 x 1,50	0,16	26,0	827,6	1167
07885215	52 x 1,50	0,16	27,0	947,6	1323
07886515	65 x 1,50	0,16	30,5	1133,7	1637
07880225	2 x 2,50	0,16	11,1	99,0	199
07880325	3 x 2,50	0,16	11,6	127,4	223
07880425	4 x 2,50	0,16	12,6	153,5	261
07880525	5 x 2,50	0,16	13,6	188,0	309
07880725	7 x 2,50	0,16	16,3	270,8	437
07881225	12 x 2,50	0,16	20,1	419,8	640
07881825	18 x 2,50	0,16	22,6	573,9	852
07882525	25 x 2,50	0,16	27,0	783,5	1141
07883625	36 x 2,50	0,16	30,5	1061,7	1556
07880240	2 x 4,00	0,16	12,7	133,7	242
07880340	3 x 4,00	0,16	13,3	173,3	289
07880440	4 x 4,00	0,16	14,2	221,9	345
07880540	5 x 4,00	0,16	15,4	262,7	428
07880740	7 x 4,00	0,16	18,5	383,8	613
07880260	2 x 6,00	0,21	15,6	184,3	340
07880360	3 x 6,00	0,21	15,7	243,3	408
07880460	4 x 6,00	0,21	17,1	334,4	506
07880560	5 x 6,00	0,21	18,8	403,9	643
07880760	7 x 6,00	0,21	21,6	541,5	850
07880461	4 x 10,0	0,21	20,2	516,1	756
07880561	5 x 10,0	0,21	22,0	618,3	948
07880462	4 x 16,0	0,21	23,2	757,1	1065
07880562	5 x 16,0	0,21	25,6	945,3	1376
07880463	4 x 25,0	0,21	27,2	1142,6	1534
07880464	4 x 35,0	0,21	30,8	1543,1	2006

Other dimensions and colours are possible on request.

Cable Track Cable


SD 90 C TP

continuously flexible paired PUR data cable with overall copper screen

with
coloured cores

SABFlex

EN · SD 90 C TP 3 x 2 x 0,5 mm² CE



Marking for SD 90 C TP 07710350:

SAB BRÖCKSKES · D-VIERSEN · SD 90 C TP 3 x 2 x 0,5 mm² CE

Construction:

Conductor:	bare copper strands, extra fine wires
Insulation:	PVC, TI2 acc. to EN 50363-3 + VDE 0207-363-3
Colour code:	with reference to DIN 47100
Stranding:	cores twisted to pairs, pairs twisted in specially adjusted layering with non-woven tape over each layer
Wrapping:	non-woven tape
Screen:	tinned copper braiding
Wrapping:	non-woven tape
Sheath material:	PUR, TMPU acc. to EN 50363-10-2 + VDE 0207-363-10-2 with mat surface
Sheath colour:	grey (RAL 7032)

Technical Data:

Peak operating voltage:	max. 350 V acc. to VDE 0812
Testing voltage:	core/core 1500 V core/screen 1200 V
Min. bending radius <i>continuously flexible:</i>	7,5 x d
Radiation resistance:	5 x 10 ⁷ cJ/kg
Temperature range <i>fixed laying:</i> <i>flexible application:</i>	-30/+70 °C -5/+70 °C
Oil resistance:	very good - TMPU acc. to EN 50363-10-2 + VDE 0207-363-10-2
Chem. resistance:	good against acids, alkalines, solvents, hydraulic liquids etc.
Flexibility:	very good
Absence of harmful substances:	acc. to RoHS directive of the European Union, see chapter N „Technical data“

Outstanding features:



- very good EMC characteristics
- improved abrasion resistance
- high tear resistance
- good chemical resistance
- increased efficiency

item no.	no. of pairs x cross section n x 2 x mm ²	largest single wire ø mm	outer-ø ± 10% mm	copper figure kg/km	cable weight ≈ kg/km
07710214	2 x 2 x 0,14	0,11	4,9	15,9	31
07710314	3 x 2 x 0,14	0,11	5,4	20,3	37
07710414	4 x 2 x 0,14	0,11	6,0	24,7	44
07710514	5 x 2 x 0,14	0,11	6,5	30,3	54
07710714	7 x 2 x 0,14	0,11	7,0	35,9	67
07711814	18 x 2 x 0,14	0,11	10,4	89,7	143
07712514	25 x 2 x 0,14	0,11	12,1	114,4	186
07710225	2 x 2 x 0,25	0,11	5,4	21,8	40
07710325	3 x 2 x 0,25	0,11	5,9	28,3	48
07710425	4 x 2 x 0,25	0,11	6,7	36,2	59
07710525	5 x 2 x 0,25	0,11	7,2	42,7	70
07710725	7 x 2 x 0,25	0,11	7,6	54,1	90
07711825	18 x 2 x 0,25	0,11	12,0	133,5	204
07712525	25 x 2 x 0,25	0,11	13,9	177,2	269
07710234	2 x 2 x 0,34	0,11	6,3	28,4	53
07710334	3 x 2 x 0,34	0,11	6,9	36,6	63
07710434	4 x 2 x 0,34	0,11	7,9	46,7	78
07710534	5 x 2 x 0,34	0,11	8,8	55,4	97

item no.	no. of pairs x cross section n x 2 x mm ²	largest single wire ø mm	outer-ø ± 10% mm	copper figure kg/km	cable weight ≈ kg/km
07710734	7 x 2 x 0,34	0,11	9,4	70,9	127
07711834	18 x 2 x 0,34	0,11	14,8	175,2	287
07712534	25 x 2 x 0,34	0,11	17,1	258,6	391
07710250	2 x 2 x 0,50	0,16	6,9	36,2	65
07710350	3 x 2 x 0,50	0,16	7,6	49,3	81
07710450	4 x 2 x 0,50	0,16	8,9	61,2	101
07710550	5 x 2 x 0,50	0,16	9,7	73,3	123
07710750	7 x 2 x 0,50	0,16	11,0	108,6	180
07711850	18 x 2 x 0,50	0,16	16,8	267,8	399
07712550	25 x 2 x 0,50	0,16	19,2	347,3	509
07710275	2 x 2 x 0,75	0,16	7,8	49,3	87
07710375	3 x 2 x 0,75	0,16	8,8	65,9	110
07710475	4 x 2 x 0,75	0,16	10,4	98,9	148
07710575	5 x 2 x 0,75	0,16	11,7	118,9	188
07710775	7 x 2 x 0,75	0,16	12,6	152,4	246
07711875	18 x 2 x 0,75	0,16	19,4	366,8	545
07712575	25 x 2 x 0,75	0,16	22,4	481,4	709

Other dimensions and colours are possible on request.

Cable Track Cable

SD 200

extremely flexible TPE/PUR data cable with coloured cores for continuous movement



BRÖCKSKES · D-VIERSEN · SD 200 25 x 0,14 mm² CE



Marking for SD 200 07742501:

SAB BRÖCKSKES · D-VIERSEN · SD 200 25 x 0,14 mm² CE

B
18

Construction:

Conductor:	bare copper strands, extra fine wires
Insulation:	TPE
Colour code:	with reference to DIN 47100
Stranding:	specially adjusted layering with non-woven tape over each layer
Wrapping:	non-woven tape
Sheath material:	PUR, TPU acc. to EN 50363-10-2 + VDE 0207-363-10-2 with mat surface
Sheath colour:	grey (RAL 7032)

Technical Data:

Peak operating voltage:	max. 350 V acc. to VDE 0812
Testing voltage:	core/core 1500 V
Min. bending radius <i>continuously flexible:</i>	7,5 x d
Radiation resistance:	1 x 10 ⁷ cJ/kg
Temperature range <i>fixed laying:</i> <i>flexible application:</i>	-50/+90 °C -40/+90 °C
Halogen-free:	acc. to IEC 60754-1 + VDE 0482-754-1
Oil resistance:	very good - TPU acc. to EN 50363-10-2 + VDE 0207-363-10-2
Chem. resistance:	good against acids, alkalines, solvents, hydraulic liquids etc.
Continuous flexibility:	very good
Weather resistance:	very good
Absence of harmful substances:	acc. to RoHS directive of the European Union, see chapter N „Technical data“

Outstanding features:



- **PWIS uncritical**
(PWIS = paint-wetting impairment substances)
- **flexible at low temperatures**
- **halogen-free**
- **travel > 10 m is possible**
- **high abrasion resistance**
- **small bending radius**
- **small outer diameter**

item no.	no. of cores x cross section n x mm ²	largest single wire ø mm	outer-ø ± 5% mm	copper figure kg/km	cable weight ≈ kg/km
07740201	2 x 0,14	0,11	2,8	2,7	9
07740301	3 x 0,14	0,11	2,9	4,0	11
07740401	4 x 0,14	0,11	3,2	5,4	16
07740501	5 x 0,14	0,11	3,6	6,7	17
07740701	7 x 0,14	0,11	4,2	9,4	22
07741001	10 x 0,14	0,11	4,9	13,4	28
07741201	12 x 0,14	0,11	5,0	16,1	32
07741401	14 x 0,14	0,11	5,2	18,8	36
07741801	18 x 0,14	0,11	5,9	24,2	46
07742501	25 x 0,14	0,11	7,1	33,6	63
07743201	32 x 0,14	0,11	7,6	43,0	78
07740202	2 x 0,25	0,11	3,1	4,8	12
07740302	3 x 0,25	0,11	3,3	7,2	15
07740402	4 x 0,25	0,11	3,7	9,6	19
07740502	5 x 0,25	0,11	4,1	12,0	24
07740702	7 x 0,25	0,11	4,7	16,8	32
07741002	10 x 0,25	0,11	5,5	24,0	41

item no.	no. of cores x cross section n x mm ²	largest single wire ø mm	outer-ø ± 5% mm	copper figure kg/km	cable weight ≈ kg/km
07741202	12 x 0,25	0,11	5,7	28,8	47
07741402	14 x 0,25	0,11	5,9	33,6	54
07741802	18 x 0,25	0,11	6,8	43,2	71
07742502	25 x 0,25	0,11	8,1	60,0	94
07743202	32 x 0,25	0,11	8,9	76,8	120
07740203	2 x 0,34	0,11	3,3	6,5	17
07740303	3 x 0,34	0,11	3,7	9,8	19
07740403	4 x 0,34	0,11	4,0	13,1	23
07740503	5 x 0,34	0,11	4,3	16,3	30
07740703	7 x 0,34	0,11	5,0	22,8	39
07741003	10 x 0,34	0,11	5,9	32,6	50
07741203	12 x 0,34	0,11	6,3	39,2	60
07741403	14 x 0,34	0,11	6,6	45,7	68
07741803	18 x 0,34	0,11	7,3	58,8	84
07742503	25 x 0,34	0,11	8,9	81,6	118
07743203	32 x 0,34	0,11	9,5	104,4	147

Other dimensions and colours are possible on request.



Possible on request:

- **in dimensions**
0,50 mm² and 0,75 mm²

Cable Track Cable

S 200

extremely flexible TPE/PUR control cable with numbered cores for continuous movement



Marking for S 200 07440161:
SAB BRÖCKSKES · D-VIERSEN · S 200 1 x 10,0 mm² CE



Marking for S 200 07741215:
SAB BRÖCKSKES · D-VIERSEN · S 200 12 x 1,5 mm² CE

Construction:	
Conductor:	bare copper strands acc. to IEC 60228, VDE 0295, class 6
Insulation:	TPE
Colour code from 2 conductors	black cores with consecutive numbers acc. to EN 50334 + VDE 0293-334, green-yellow earth wire from 3 cores
Stranding:	specially adjusted layering with non-woven tape over each layer
Wrapping:	non-woven tape
Sheath material:	PUR, TPU acc. to EN 50363-10-2 + VDE 0207-363-10-2 with mat surface
Sheath colour:	grey (RAL 7000)

Technical Data:	
Nominal voltage:	U ₀ /U 300/500 V
Testing voltage:	core/core 2000 V
Min. bending radius <i>continuously flexible:</i>	7,5 x d
Radiation resistance:	1 x 10 ⁷ cJ/kg
Temperature range <i>fixed laying:</i> <i>flexible application:</i>	-50/+90 °C -40/+90 °C
Halogen-free:	acc. to IEC 60754-1 + VDE 0482-754-1
Oil resistance:	very good - TPU acc. to EN 50363-10-2 + VDE 0207-363-10-2
Chem. resistance:	good against acids, alkalines, solvents, hydraulic liquids etc.
Continuous flexibility:	very good
Weather resistance:	very good
Absence of harmful substances:	acc. to RoHS directive of the European Union, see chapter N „Technical data“

Outstanding features:

- PWIS uncritical
(PWIS = paint-wetting impairment substances)
- flexible at low temperatures
- halogen-free
- travel > 10 m is possible
- high abrasion resistance
- small bending radius
- small outer diameter

Also available as hybrid cable for example

3G1,0 + 16 x 0,34 mm²

3G1,0 + 8 x 0,34 mm²

1G0,5 + 4 x 0,34 mm²

Peak operating voltage of data conductors: max. 500 V

item no.	no. of cores x cross section n x mm ²	largest single wire ø mm	outer-ø ± 5% mm	copper figure kg/km	cable weight ≈ kg/km
07740205	2 x 0,50	0,16	4,9	9,6	28
07740305	3 x 0,50	0,16	5,1	14,4	34
07740405	4 x 0,50	0,16	5,5	19,2	41
07740505	5 x 0,50	0,16	6,0	24,0	51
07740705	7 x 0,50	0,16	6,9	33,6	69
07741205	12 x 0,50	0,16	8,3	57,6	99
07741805	18 x 0,50	0,16	9,9	86,4	143
07742505	25 x 0,50	0,16	11,9	120,0	197
07743605	36 x 0,50	0,16	13,7	172,8	282
07745005	50 x 0,50	0,16	16,1	240,0	381
07746505	65 x 0,50	0,16	18,2	312,0	478
07740207	2 x 0,75	0,16	5,4	14,4	36
07740307	3 x 0,75	0,16	5,7	21,6	44
07740407	4 x 0,75	0,16	6,1	28,8	54
07740507	5 x 0,75	0,16	6,7	36,0	67
07740707	7 x 0,75	0,16	7,9	50,4	93
07741207	12 x 0,75	0,16	9,6	86,4	137

item no.	no. of cores x cross section n x mm ²	largest single wire ø mm	outer-ø ± 5% mm	copper figure kg/km	cable weight ≈ kg/km
07741807	18 x 0,75	0,16	11,3	129,6	202
07742507	25 x 0,75	0,16	13,9	180,0	279
07743607	36 x 0,75	0,16	15,4	259,2	384
07745007	50 x 0,75	0,16	18,4	360,0	528
07746507	65 x 0,75	0,16	20,8	468,0	688
07740210	2 x 1,00	0,16	5,8	19,2	45
07740310	3 x 1,00	0,16	6,1	28,8	54
07740410	4 x 1,00	0,16	6,6	38,4	67
07740510	5 x 1,00	0,16	7,2	48,0	82
07740710	7 x 1,00	0,16	8,6	67,2	116
07741210	12 x 1,00	0,16	10,4	115,2	173
07741810	18 x 1,00	0,16	12,3	172,8	256
07742510	25 x 1,00	0,16	15,1	240,0	353
07743610	36 x 1,00	0,16	17,0	345,6	496
07745010	50 x 1,00	0,16	20,3	480,0	682
07746510	65 x 1,00	0,16	22,9	624,0	885

Continued on next page

Cable Track Cable

S 200

extremely flexible TPE/PUR control cable with numbered cores for continuous movement



Marking for S 200 07440161:
SAB BRÖCKSKES · D-VIERSEN · S 200 1 x 10,0 mm² CE



Marking for S 200 07741215:
SAB BRÖCKSKES · D-VIERSEN · S 200 12 x 1,5 mm² CE

B
20

item no.	no. of cores x cross section n x mm²	largest single wire ø mm	outer-ø ± 5% mm	copper figure kg/km	cable weight ≈ kg/km
07740115	1 x 1,50	0,16	4,0	14,4	25
07740215	2 x 1,50	0,16	6,4	28,8	57
07740315	3 x 1,50	0,16	6,7	43,2	70
07740415	4 x 1,50	0,16	7,3	57,6	89
07740515	5 x 1,50	0,16	8,0	72,0	110
07740715	7 x 1,50	0,16	9,6	100,8	159
07741215	12 x 1,50	0,16	11,8	172,8	242
07741815	18 x 1,50	0,16	14,2	259,2	362
07742515	25 x 1,50	0,16	17,1	360,0	490
07743615	36 x 1,50	0,16	19,3	518,4	691
07745015	50 x 1,50	0,16	23,0	720,0	950
07746515	65 x 1,50	0,16	26,0	936,0	1240
07740125	1 x 2,50	0,16	4,7	24,0	39
07740225	2 x 2,50	0,16	7,8	48,0	85
07740325	3 x 2,50	0,16	8,3	72,0	110
07740425	4 x 2,50	0,16	9,2	96,0	142
07740525	5 x 2,50	0,16	10,2	120,0	175
07740725	7 x 2,50	0,16	12,2	168,0	256
07741225	12 x 2,50	0,16	15,4	288,0	399
07741825	18 x 2,50	0,16	18,1	432,0	588
07742525	25 x 2,50	0,16	22,1	600,0	802
07743625	36 x 2,50	0,16	24,8	864,0	1128
07740140	1 x 4,00	0,16	5,4	38,4	56
07740240	2 x 4,00	0,16	9,3	76,8	129
07740340	3 x 4,00	0,16	9,8	115,2	172
07740440	4 x 4,00	0,16	10,8	153,6	217
07740540	5 x 4,00	0,16	12,1	192,0	268
07740740	7 x 4,00	0,16	14,6	268,8	394
07740160	1 x 6,00	0,21	6,1	57,6	76

item no.	no. of cores x cross section n x mm²	largest single wire ø mm	outer-ø ± 5% mm	copper figure kg/km	cable weight ≈ kg/km
07740260	2 x 6,00	0,21	10,8	115,2	176
07740360	3 x 6,00	0,21	11,7	172,8	246
07740460	4 x 6,00	0,21	12,8	230,4	316
07740560	5 x 6,00	0,21	14,5	288,0	388
07740760	7 x 6,00	0,21	17,3	403,2	504
07740161	1 x 10,0	0,21	7,1	96,0	120
07740361	3 x 10,0	0,21	14,1	288,0	395
07740461	4 x 10,0	0,21	15,8	384,0	507
07740561	5 x 10,0	0,21	17,2	480,0	610
07740162	1 x 16,0	0,21	8,3	153,6	177
07740362	3 x 16,0	0,21	17,0	460,8	597
07740462	4 x 16,0	0,21	19,0	614,4	782
07740562	5 x 16,0	0,21	21,2	768,0	981
07740163	1 x 25,0	0,21	9,9	240,0	263
07740363	3 x 25,0	0,21	20,6	720,0	848
07740463	4 x 25,0	0,21	22,8	960,0	1155
07740563	5 x 25,0	0,21	25,4	1200,0	1359
07740164	1 x 35,0	0,21	11,5	336,0	367
07740464	4 x 35,0	0,21	26,4	1344,0	1533
07740564	5 x 35,0	0,21	29,8	1680,0	1894
07740165	1 x 50,0	0,31	14,0	480,0	538
07740465	4 x 50,0	0,31	31,8	1920,0	2266
07740166	1 x 70,0	0,31	16,7	672,0	754
07740167	1 x 95,0	0,31	20,5	912,0	1028
07740168	1 x 120,0	0,31	21,5	1152,0	1260
07740169	1 x 150,0	0,31	24,6	1440,0	1618
07740170	1 x 185,0	0,41	26,7	1776,0	1942
07740171	1 x 240,0	0,41	30,1	2304,0	2483

Other dimensions and colours are possible on request.




Possible on request:

- singlecore with green-yellow insulation and black outer sheath or 0,6/1 kV

Cable Track Cable

SD 200 C

continuously flexible TPE/PUR data cable with coloured cores and overall copper screen



Marking for SD 200 C 07842501:

SAB BRÖCKSKES · D-VIERSEN · SD 200 C 25 x 0,14 mm² CE

Construction:

Conductor:	bare copper strands, extra fine wires
Insulation:	TPE
Colour code:	with reference to DIN 47100
Stranding:	specially adjusted layering with non-woven tape over each layer
Wrapping:	non-woven tape
Screen:	tinned copper braiding
Wrapping:	non-woven tape
Sheath material:	PUR, TPU acc. to EN 50363-10-2 + VDE 0207-363-10-2 with mat surface
Sheath colour:	grey (RAL 7032)

Outstanding features:



- PWIS uncritical
(PWIS = paint-wetting impairment substances)
- flexible at low temperatures
- halogen-free
- travel > 10 m is possible
- good EMC characteristics
- high abrasion resistance

Technical Data:

Peak operating voltage:	max. 350 V acc. to VDE 0812
Testing voltage:	core/core 1500 V core/screen 1200 V
Min. bending radius <i>continuously flexible:</i>	7,5 x d
Radiation resistance:	1 x 10 ⁷ cJ/kg
Temperature range <i>fixed laying:</i> <i>flexible application:</i>	-50/+90 °C -40/+90 °C
Halogen-free:	acc. to IEC 60754-1 + VDE 0482-754-1
Oil resistance:	very good - TPU acc. to EN 50363-10-2 + VDE 0207-363-10-2
Chem. resistance:	good against acids, alkalines, solvents, hydraulic liquids etc.
Continuous flexibility:	very good
Weather resistance:	very good
Absence of harmful substances:	acc. to RoHS directive of the European Union, see chapter N „Technical data“

B
21

item no.	no. of cores x cross section n x mm ²	largest single wire ø mm	outer-ø ± 5% mm	copper figure kg/km	cable weight ≈ kg/km
07840201	2 x 0,14	0,11	3,3	13,0	16
07840301	3 x 0,14	0,11	3,6	14,3	19
07840401	4 x 0,14	0,11	3,9	15,7	24
07840501	5 x 0,14	0,11	4,1	17,1	25
07840701	7 x 0,14	0,11	4,7	23,4	36
07841201	12 x 0,14	0,11	5,5	32,1	44
07841801	18 x 0,14	0,11	6,5	43,8	62
07842501	25 x 0,14	0,11	7,6	57,3	80
07843201	32 x 0,14	0,11	8,1	69,1	97
07840202	2 x 0,25	0,11	3,8	15,1	20
07840302	3 x 0,25	0,11	4,0	17,6	24
07840402	4 x 0,25	0,11	4,2	23,4	29
07840502	5 x 0,25	0,11	4,6	25,9	34
07840702	7 x 0,25	0,11	5,2	32,7	47
07841202	12 x 0,25	0,11	6,4	48,3	63
07841802	18 x 0,25	0,11	7,3	64,7	86
07842502	25 x 0,25	0,11	8,8	86,3	115
07843202	32 x 0,25	0,11	9,3	105,9	140
07840203	2 x 0,34	0,11	4,0	16,9	22
07840303	3 x 0,34	0,11	4,2	23,6	29
07840403	4 x 0,34	0,11	4,5	27,0	33
07840503	5 x 0,34	0,11	4,8	30,3	38

item no.	no. of cores x cross section n x mm ²	largest single wire ø mm	outer-ø ± 5% mm	copper figure kg/km	cable weight ≈ kg/km
07840703	7 x 0,34	0,11	5,5	38,9	50
07841203	12 x 0,34	0,11	6,7	58,8	74
07841803	18 x 0,34	0,11	7,8	82,5	103
07842503	25 x 0,34	0,11	9,4	110,7	138
07843203	32 x 0,34	0,11	10,2	152,1	180
07840250	2 x 0,50	0,11	4,6	23,5	30
07840350	3 x 0,50	0,11	4,8	28,4	36
07840450	4 x 0,50	0,11	5,2	35,1	45
07840550	5 x 0,50	0,11	5,6	40,1	51
07840750	7 x 0,50	0,11	6,7	53,3	73
07841250	12 x 0,50	0,11	8,0	81,4	103
07841850	18 x 0,50	0,11	9,5	115,6	149
07842550	25 x 0,50	0,11	11,8	174,4	217
07840275	2 x 0,75	0,11	5,2	30,3	38
07840375	3 x 0,75	0,11	5,5	37,6	47
07840475	4 x 0,75	0,11	5,9	46,5	57
07840575	5 x 0,75	0,11	6,6	55,6	71
07840775	7 x 0,75	0,11	7,7	74,1	97
07841275	12 x 0,75	0,11	9,5	115,6	144
07841875	18 x 0,75	0,11	11,6	183,9	227
07842575	25 x 0,75	0,11	14,3	266,0	321

Other dimensions and colours are possible on request.

Cable Track Cable

S 200 C

continuously flexible TPE/PUR control cable with numbered cores and overall copper screen



Marking for S 200 C 07840161:
SAB BRÖCKSKES · D-VIERSEN · S 200 C 1 x 10,0 mm² CE



Marking for S 200 C 07841215:
SAB BRÖCKSKES · D-VIERSEN · S 200 C 12 x 1,5 mm² CE

B
22

Construction:

Conductor:	bare copper strands acc. to IEC 60228, VDE 0295, class 6
Insulation:	TPE
Colour code from 2 conductors	black cores with consecutive numbers acc. to EN 50334 + VDE 0293-334, green-yellow earth wire from 3 cores
Stranding:	specially adjusted layering with non-woven tape over each layer
Inner sheath:	SABIX®
Wrapping:	non-woven tape
Screen:	tinned copper braiding
Wrapping:	non-woven tape
Sheath material:	PUR, TPU acc. to EN 50363-10-2 + VDE 0207-363-10-2 with mat surface
Sheath colour:	grey (RAL 7000)

Outstanding features:



- PWIS uncritical
(PWIS = paint-wetting impairment substances)
- flexible at low temperatures
- halogen-free
- travel > 10 m is possible
- good EMC characteristics
- high abrasion resistance
- small bending radius
- small outer diameter

Technical Data:

Nominal voltage:	Uo/U 300/500 V
Testing voltage:	core/core 2000 V core/screen 2000 V
Min. bending radius <i>continuously flexible:</i>	7,5 x d
Radiation resistance:	1 x 10 ⁷ cJ/kg
Temperature range <i>fixed laying:</i> <i>flexible application:</i>	-50/+90 °C -40/+90 °C
Halogen-free:	acc. to IEC 60754-1 + VDE 0482-754-1
Oil resistance:	very good - TPU acc. to EN 50363-10-2 + VDE 0207-363-10-2
Chem. resistance:	good against acids, alkalines, solvents, hydraulic liquids etc.
Continuous flexibility:	very good
Weather resistance:	very good
Absence of harmful substances:	acc. to RoHS directive of the European Union, see chapter N „Technical data“

Also available as hybrid cable for example

3G1,0 + 16 x 0,34 mm²

3G1,0 + 8 x 0,34 mm²

1G0,5 + 4 x 0,34 mm²

Peak operating voltage of data conductors: max. 500 V

item no.	no. of cores x cross section n x mm ²	largest single wire ø mm	outer-ø ± 5% mm	copper figure kg/km	cable weight ≈ kg/km
07840205	2 x 0,50	0,16	6,8	38,4	55
07840305	3 x 0,50	0,16	7,0	34,0	62
07840405	4 x 0,50	0,16	7,4	51,1	71
07840505	5 x 0,50	0,16	7,9	61,5	83
07840705	7 x 0,50	0,16	9,0	74,1	109
07841205	12 x 0,50	0,16	10,6	108,2	152
07841805	18 x 0,50	0,16	12,2	141,0	214
07842505	25 x 0,50	0,16	14,8	217,0	307
07843605	36 x 0,50	0,16	16,4	275,3	379
07845205	52 x 0,50	0,16	19,2	379,7	524
07846505	65 x 0,50	0,16	21,7	451,5	647

item no.	no. of cores x cross section n x mm ²	largest single wire ø mm	outer-ø ± 5% mm	copper figure kg/km	cable weight ≈ kg/km
07840207	2 x 0,75	0,16	7,3	46,3	64
07840307	3 x 0,75	0,16	7,6	54,1	74
07840407	4 x 0,75	0,16	8,0	64,0	86
07840507	5 x 0,75	0,16	8,8	74,3	106
07840707	7 x 0,75	0,16	9,8	92,3	129
07841207	12 x 0,75	0,16	11,9	142,4	204
07841807	18 x 0,75	0,16	14,2	215,3	294
07842507	25 x 0,75	0,16	16,6	289,7	386
07843607	36 x 0,75	0,16	18,7	382,6	520
07845207	52 x 0,75	0,16	21,9	514,3	727
07846507	65 x 0,75	0,16	24,5	639,8	868

Continued on next page

Cable Track Cable

S 200 C

continuously flexible TPE/PUR control cable with numbered cores and overall copper screen



Marking for S 200 C 07840161:

SAB BRÖCKSKES · D-VIERSEN · S 200 C 1 x 10,0 mm² CE



Marking for S 200 C 07840515:

SAB BRÖCKSKES · D-VIERSEN · S 200 C 12 x 1,5 mm² CE

item no.	no. of cores x cross section n x mm²	largest single wire ø mm	outer-ø ± 5% mm	copper figure kg/km	cable weight ≈ kg/km
07840210	2 x 1,00	0,16	7,7	56,5	72
07840310	3 x 1,00	0,16	8,0	66,4	86
07840410	4 x 1,00	0,16	8,5	77,3	98
07840510	5 x 1,00	0,16	9,3	89,0	121
07840710	7 x 1,00	0,16	10,7	117,9	174
07841210	12 x 1,00	0,16	12,8	174,9	248
07841810	18 x 1,00	0,16	15,2	270,2	369
07842510	25 x 1,00	0,16	18,4	367,5	497
07843610	36 x 1,00	0,16	20,3	478,7	657
07845210	52 x 1,00	0,16	23,8	668,9	911
07846510	65 x 1,00	0,16	26,8	805,7	1130
07840115	1 x 1,50	0,16	4,6	24,8	35
07840215	2 x 1,50	0,16	8,3	66,8	87
07840315	3 x 1,50	0,16	8,6	81,5	106
07840415	4 x 1,50	0,16	9,4	101,2	131
07840515	5 x 1,50	0,16	10,1	122,2	149
07840715	7 x 1,50	0,16	11,9	156,8	210
07841215	12 x 1,50	0,16	14,7	269,7	351
07841815	18 x 1,50	0,16	16,9	369,2	483
07842515	25 x 1,50	0,16	20,4	493,4	653
07843615	36 x 1,50	0,16	23,0	660,3	889
07845215	52 x 1,50	0,16	26,9	931,0	1189
07846515	65 x 1,50	0,16	29,9	1132,8	1513
07840125	1 x 2,50	0,16	5,3	38,0	49
07840225	2 x 2,50	0,16	9,9	77,2	122
07840325	3 x 2,50	0,16	10,6	119,7	165
07840425	4 x 2,50	0,16	11,5	150,1	204
07840525	5 x 2,50	0,16	12,6	179,6	249
07840725	7 x 2,50	0,16	15,0	265,2	365
07841225	12 x 2,50	0,16	18,5	417,1	542
07841825	18 x 2,50	0,16	21,6	571,4	767
07842525	25 x 2,50	0,16	26,0	780,8	1036
07843625	36 x 2,50	0,16	28,7	1058,0	1390
07845225	52 x 2,50	0,16	33,0	1479,3	1861
07840140	1 x 4,00	0,16	5,9	54,3	67

item no.	no. of cores x cross section n x mm²	largest single wire ø mm	outer-ø ± 5% mm	copper figure kg/km	cable weight ≈ kg/km
07840240	2 x 4,00	0,16	11,6	132,8	181
07840340	3 x 4,00	0,16	12,1	172,9	224
07840440	4 x 4,00	0,16	13,7	216,5	299
07840540	5 x 4,00	0,16	15,0	289,2	357
07840740	7 x 4,00	0,16	18,0	396,3	532
07840160	1 x 6,00	0,21	6,6	75,3	91
07840260	2 x 6,00	0,21	13,7	182,6	251
07840360	3 x 6,00	0,21	14,6	258,8	339
07840460	4 x 6,00	0,21	15,9	328,3	419
07840560	5 x 6,00	0,21	18,0	398,4	523
07840760	7 x 6,00	0,21	20,6	537,3	712
07840161	1 x 10,0	0,21	7,7	117,5	135
07840361	3 x 10,0	0,21	17,4	392,9	517
07840461	4 x 10,0	0,21	18,9	507,7	646
07840561	5 x 10,0	0,21	20,5	615,5	731
07840162	1 x 16,0	0,21	9,1	179,9	208
07840362	3 x 16,0	0,21	20,7	598,4	724
07840462	4 x 16,0	0,21	22,5	758,2	915
07840562	5 x 16,0	0,21	24,7	947,1	1101
07840163	1 x 25,0	0,21	10,7	287,7	300
07840363	3 x 25,0	0,21	23,9	898,2	1039
07840463	4 x 25,0	0,21	25,8	1148,0	1296
07840563	5 x 25,0	0,21	29,1	1400,1	1610
07840164	1 x 35,0	0,21	12,5	390,6	414
07840464	4 x 35,0	0,21	30,1	1546,4	1780
07840564	5 x 35,0	0,21	33,1	1915,1	2119
07840165	1 x 50,0	0,31	15,0	577,2	603
07840465	4 x 50,0	0,31	35,5	2165,3	2613
07840166	1 x 70,0	0,31	17,6	783,1	834
07840167	1 x 95,0	0,31	21,5	1051,2	1139
07840168	1 x 120,0	0,31	22,7	1293,1	1374
07840169	1 x 150,0	0,31	26,2	1611,0	1733
07840170	1 x 185,0	0,41	25,6	1952,4	2086
07840171	1 x 240,0	0,41	31,3	2507,0	2645

Other dimensions and colours are possible on request.



Possible on request:

- singlecore with green-yellow insulation and black outer sheath or 0,6/1 kV


Cable Track Cable

SD 200 C TP

continuously flexible paired TPE/PUR data cable with coloured cores and overall copper screen



SD 200 C TP 3 x 2 x 0,5 mm² €€



Marking for SD 200 C TP 07890350:

SAB BRÜCKSKES · D-VIERSEN · SD 200 C TP 3 x 2 x 0,5 mm² €€

Construction:

Conductor:	bare copper strands, extra fine wires
Insulation:	TPE
Colour code:	with reference to DIN 47100
Stranding:	cores twisted to pairs, pairs twisted in specially adjusted layering with non-woven tape over each layer
Wrapping:	non-woven tape
Screen:	tinned copper braiding
Wrapping:	non-woven tape
Sheath material:	PUR, TMPU acc. to EN 50363-10-2 + VDE 0207-363-10-2 with mat surface
Sheath colour:	grey (RAL 7032)

Outstanding features:

- PWIS uncritical
(PWIS = paint-wetting impairment substances)
- flexible at low temperatures
- halogen-free
- travel > 10 m is possible
- good EMC characteristics
- high abrasion resistance

Technical Data:

Peak operating voltage:	max. 350 V acc. to VDE 0812
Testing voltage:	core/core 1500 V core/screen 1200 V
Min. bending radius <i>continuously flexible:</i>	7,5 x d
Radiation resistance:	1 x 10 ⁷ cJ/kg
Temperature range <i>fixed laying:</i> <i>flexible application:</i>	-50/+90 °C -40/+90 °C
Halogen-free:	acc. to IEC 60754-1 + VDE 0482-754-1
Oil resistance:	very good - TMPU acc. to EN 50363-10-2 + VDE 0207-363-10-2
Chem. resistance:	good against acids, alkalines, solvents, hydraulic liquids etc.
Continuous flexibility:	very good
Weather resistance:	very good
Absence of harmful substances:	acc. to RoHS directive of the European Union, see chapter N „Technical data“

item no.	no. of pairs x cross section n x 2 x mm ²	largest single wire ø mm	outer-ø ± 10% mm	copper figure kg/km	cable weight ≈ kg/km
07890214	2 x 2 x 0,14	0,11	4,4	17,4	29
07890314	3 x 2 x 0,14	0,11	4,9	20,2	30
07890414	4 x 2 x 0,14	0,11	5,6	24,7	40
07890514	5 x 2 x 0,14	0,11	6,0	28,8	43
07890614	6 x 2 x 0,14	0,11	6,4	31,5	52
07890714	7 x 2 x 0,14	0,11	6,7	35,9	59
07891014	10 x 2 x 0,14	0,11	7,9	47,5	72
07891414	14 x 2 x 0,14	0,11	9,0	62,7	97
07891814	18 x 2 x 0,14	0,11	10,0	89,6	127
07892514	25 x 2 x 0,14	0,11	11,7	114,3	167
07890225	2 x 2 x 0,25	0,11	4,9	21,8	33
07890325	3 x 2 x 0,25	0,11	5,5	28,3	41
07890425	4 x 2 x 0,25	0,11	6,4	36,1	51
07890525	5 x 2 x 0,25	0,11	6,9	41,1	60
07890625	6 x 2 x 0,25	0,11	7,1	47,3	69
07890725	7 x 2 x 0,25	0,11	7,4	54,1	81
07891025	10 x 2 x 0,25	0,11	8,9	70,8	100
07891425	14 x 2 x 0,25	0,11	10,9	108,7	150
07891825	18 x 2 x 0,25	0,11	11,6	133,4	185
07892525	25 x 2 x 0,25	0,11	13,8	171,9	259
07890234	2 x 2 x 0,34	0,11	5,2	20,3	38
07890334	3 x 2 x 0,34	0,11	5,8	34,9	47
07890434	4 x 2 x 0,34	0,11	6,9	43,2	62
07890534	5 x 2 x 0,34	0,11	7,4	53,1	72

item no.	no. of pairs x cross section n x 2 x mm ²	largest single wire ø mm	outer-ø ± 10% mm	copper figure kg/km	cable weight ≈ kg/km
07890734	7 x 2 x 0,34	0,11	8,0	66,4	94
07891034	10 x 2 x 0,34	0,11	9,6	90,5	122
07891434	14 x 2 x 0,34	0,11	11,6	138,3	179
07891834	18 x 2 x 0,34	0,11	12,5	169,2	220
07892534	25 x 2 x 0,34	0,11	14,7	247,3	310
07890250	2 x 2 x 0,50	0,11	6,3	34,6	51
07890350	3 x 2 x 0,50	0,11	6,9	47,3	67
07890450	4 x 2 x 0,50	0,11	7,9	61,4	84
07890550	5 x 2 x 0,50	0,11	8,8	73,1	101
07890750	7 x 2 x 0,50	0,11	9,4	108,4	134
07891050	10 x 2 x 0,50	0,11	11,3	143,3	186
07891450	14 x 2 x 0,50	0,11	13,5	191,7	251
07891850	18 x 2 x 0,50	0,11	14,7	257,8	329
07892550	25 x 2 x 0,50	0,11	17,0	336,5	429
07890275	2 x 2 x 0,75	0,11	7,2	47,4	69
07890375	3 x 2 x 0,75	0,11	7,9	66,2	84
07890475	4 x 2 x 0,75	0,11	8,9	101,0	107
07890575	5 x 2 x 0,75	0,11	10,4	118,8	147
07890775	7 x 2 x 0,75	0,11	11,6	148,0	208
07891075	10 x 2 x 0,75	0,11	13,5	228,0	263
07891475	14 x 2 x 0,75	0,11	16,1	296,9	366
07891875	18 x 2 x 0,75	0,11	17,3	366,1	456
07892575	25 x 2 x 0,75	0,11	20,1	480,5	597

Other dimensions and colours are possible on request.

Cable Track Cable

S 180 HT

continuously flexible high temperature control cable with numbered cores and Besilen® outer sheath

+180 °C

SABFlex



Application: For use in cable tracks with extremely ambient temperature like for example in steel industry.

Construction:

Conductor:	tinned copper strands acc. to IEC 60228, VDE 0295, class 6
Insulation:	FEP
Colour code:	black cores with consecutive numbers acc. to EN 50334 + VDE 0293-334, green-yellow earth wire from 3 cores
Stranding:	specially adjusted layering with non-woven tape over each layer
Wrapping:	tape
Sheath material:	special Besilen®
Sheath colour:	grey (similar RAL 7000)

Technical Data:

Nominal voltage:	Uo/U 0,6/1 kV
Testing voltage:	core/core 4000 V
Min. bending radius <i>continuously flexible:</i>	10 x d
Temperature range <i>fixed laying:</i>	-25/+180 °C
<i>flexible application:</i>	-25/+180 °C
<i>short-time use:</i>	+200 °C
Fire performance:	flame retardant and self-extinguishing acc. to IEC 60332-1-2 + VDE 0482-332-1-2
Flexibility:	very good
Absence of harmful substances:	acc. to RoHS directive of the European Union, see chapter N „Technical data“

B
25

Outstanding features:



- extreme temperature resistance
- high notch resistance
- very good flexibility

item no.	no. of cores x cross section n x mm ²	largest single wire ø mm	outer-ø ± 5% mm	copper figure kg/km	cable weight ≈ kg/km
31800315	3 x 1,50	0,16	7,7	43,2	94
31800415	4 x 1,50	0,16	8,3	57,6	116
31800515	5 x 1,50	0,16	9,2	72,0	147
31800715	7 x 1,50	0,16	10,6	100,8	200
31800325	3 x 2,50	0,16	9,4	72,0	144
31800425	4 x 2,50	0,16	10,1	96,0	177
31800525	5 x 2,50	0,16	11,5	120,0	228
31800625	6 x 2,50	0,16	12,8	144,0	268
31800725	7 x 2,50	0,16	13,5	168,0	320
31801225	12 x 2,50	0,16	16,5	288,0	470
31802025	20 x 2,50	0,16	20,2	480,0	762
31800440	4 x 4,00	0,16	12,2	153,6	263
31800540	5 x 4,00	0,16	13,4	192,0	333
31800740	7 x 4,00	0,16	15,9	268,8	469
31801240	12 x 4,00	0,16	19,6	460,8	707
31800360	3 x 6,00	0,21	13,4	172,8	302
31800460	4 x 6,00	0,21	14,6	230,4	408
31800560	5 x 6,00	0,21	16,4	288,0	495
31800760	7 x 6,00	0,21	19,4	403,2	697
31800361	3 x 10,0	0,21	15,3	288,0	457
31800461	4 x 10,0	0,21	17,0	384,0	609
31800561	5 x 10,0	0,21	18,9	480,0	745
31800462	4 x 16,0	0,21	20,7	614,4	912
31800562	5 x 16,0	0,21	23,2	768,0	1146
31800362	3 x 25,0	0,21	21,5	720,0	999
31800463	4 x 25,0	0,21	24,0	960,0	1312
31800164	1 x 35,0	0,21	12,9	336,0	429
31800464	4 x 35,0	0,21	28,2	1344,0	1800
31800167	1 x 95,0	0,31	21,1	912,0	1116
31800169	1 x 150,0	0,31	25,5	1440,0	1745

Other dimensions and colours are possible on request.

Cable Track Cable

S 180 C HT

continuously flexible high temperature control cable with numbered cores, overall copper screen and Besilen® outer sheath

+180 °C

SABFlex



Application: For use in cable tracks with extremely ambient temperature like for example in steel industry.

Construction:

Conductor:	tinned copper strands acc. to IEC 60228, VDE 0295, class 6
Insulation:	FEP
Colour code:	black cores with consecutive numbers acc. to EN 50334 + VDE 0293-334, green-yellow earth wire from 3 cores
Stranding:	specially adjusted layering with non-woven tape over each layer
Wrapping:	tape
Screen:	tinned copper braiding
Sheath material:	special Besilen®
Sheath colour:	grey (similar RAL 7000)

Outstanding features:

- very good EMC characteristics
- extreme temperature resistance
- high notch resistance
- very good flexibility

Technical Data:

Nominal voltage:	Uo/U 0,6/1 kV
Testing voltage:	core/core 4000 V core/screen 4000 V
Min. bending radius continuously flexible:	15 x d
Temperature range	
fixed laying:	-25/+180 °C
flexible application:	-25/+180 °C
short-time use:	+200 °C
Fire performance:	flame retardant and self-extinguishing acc. to IEC 60332-1-2 + VDE 0482-332-1-2
Flexibility:	very good
Absence of harmful substances:	acc. to RoHS directive of the European Union, see chapter N „Technical data“

B
26

item no.	no. of cores x cross section n x mm ²	largest single wire ø mm	outer-ø ± 5% mm	copper figure kg/km	cable weight ≈ kg/km
31850315	3 x 1,50	0,16	8,1	63,8	110
31850415	4 x 1,50	0,16	8,9	80,4	137
31850515	5 x 1,50	0,16	9,6	98,3	166
31850715	7 x 1,50	0,16	11,4	147,6	240
31850325	3 x 2,50	0,16	9,8	98,5	163
31850425	4 x 2,50	0,16	11,1	142,1	221
31850525	5 x 2,50	0,16	12,1	171,9	268
31850725	7 x 2,50	0,16	14,0	229,2	364
31852025	20 x 2,50	0,16	21,0	612,4	856
31850440	4 x 4,00	0,16	12,7	206,4	304
31850540	5 x 4,00	0,16	14,0	253,2	378
31850740	7 x 4,00	0,16	16,7	368,0	541
31851240	12 x 4,00	0,16	20,3	577,4	790
31850360	3 x 6,00	0,21	14,0	234,0	341
31850460	4 x 6,00	0,21	15,2	297,9	457
31850560	5 x 6,00	0,21	17,2	388,0	568
31850760	7 x 6,00	0,21	20,2	519,5	780
31850461	4 x 10,0	0,21	17,8	485,6	683
31850561	5 x 10,0	0,21	19,7	594,9	828
31850462	4 x 16,0	0,21	21,5	747,7	1007
31850562	5 x 16,0	0,21	24,0	922,4	1256
31850463	4 x 25,0	0,21	25,2	1117,5	1444
31850464	4 x 35,0	0,21	29,0	1532,5	1934
31850167	1 x 95,0	0,31	22,3	1046,6	1228
31850170	1 x 185,0	0,41	28,6	1962,7	2250

Other dimensions and colours are possible on request.

Cable Track Cable

S 900

continuously flexible PVC/PVC single conductor



Marking for S 900 07671362:

SAB BRÖCKSKES · D-VIERSEN · 07671362 16,0 mm² S 900 6 AWG 07670601 AWM Style 10455 90°C 600V CSA AWM I/II A/B 90°C 600V FT1 FT2 CE

Construction:	
Conductor:	bare copper strands acc. to IEC 60228, VDE 0295, class 6
Insulation:	PVC, TI2 acc. to EN 50363-3 + VDE 0207-363-3, black
Wrapping:	non-woven tape
Sheath material:	PVC, TM5 acc. to EN 50363-3 + VDE 0207-363-3
Sheath colour:	black (RAL 9005)

Technical Data:	
Nominal voltage:	U ₀ /U 0,6/1 kV
Voltage UL/CSA:	600 V
Min. bending radius <i>continuously flexible:</i>	7,5 x d
Radiation resistance:	8 x 10 ⁷ cJ/kg
Temperature range <i>fixed laying:</i> <i>flexible application:</i>	DIN VDE UL/CSA: up to +90 °C -40/+70 °C +5/+70 °C
Fire performance:	flame retardant and self-extinguishing acc. to IEC 60332-1-2 + VDE 0482-332-1-2, UL VW-1, CSA FT1, FT2
Oil resistance:	very good - TM5 acc. to EN 50363-3 + VDE 0207-363-3
Absence of harmful substances:	acc. to RoHS directive of the European Union, see chapter N „Technical data“

Outstanding features:

- highly flexible single conductor for use in cable tracks

item no.	nominal cross section mm ²	largest single wire ø mm	AWG/MCM	outer-ø ± 5% mm	copper figure kg/km	cable weight ≈ kg/km	ampere at 30 °C
07671315	1,50	0,16	16 (84/34)	4,9	14,4	38	24
07671325	2,50	0,16	14 (140/34)	5,8	24,0	55	32
07671340	4,00	0,16	12 (224/34)	6,6	38,4	77	42
07671360	6,00	0,21	10 (186/32)	7,3	57,6	104	54
07671361	10,00	0,21	8 (320/32)	9,1	96,0	161	73
07671362	16,00	0,21	6 (512/32)	10,1	153,6	231	98
07671363	25,00	0,21	4 (798/32)	12,0	240,0	337	129
07671364	35,00	0,21	2 (1083/28)	13,7	336,0	454	158
07671365	50,00	0,31	1 (703/28)	15,8	480,0	632	198
07671385	54,00	0,31	1/0 (779/28)	16,3	518,4	677	213
07671386	68,00	0,31	2/0 (969/28)	17,1	652,8	789	226
07671366	70,00	0,31	2/0 (988/28)	17,3	672,0	803	245
07671387	86,00	0,31	3/0 (1218/28)	19,7	825,6	1036	263
07671367	95,00	0,31	3/0 (1340/28)	21,0	912,0	1146	292
07671388	108,00	0,31	4/0 (1528/28)	22,5	1036,8	1286	313
07671368	120,00	0,31	4/0 (1680/28)	22,8	1152,0	1401	344
07671389	127,00	0,31	250 MCM (1799/28)	23,3	1220,8	1490	370
07671369	150,00	0,31	250 MCM (2122/28)	24,6	1440,0	1724	391
07671390	152,00	0,31	300 MCM (2154/28)	24,6	1461,7	1724	396
07671391	177,00	0,41	350 MCM (1443/26)	26,7	1740,8	2051	430
07671370	185,00	0,41	350 MCM (1472/26)	26,7	1776,0	2085	448
07671392	204,00	0,41	400 MCM (1628/26)	30,4	1964,0	2411	470
07671393	232,00	0,41	450 MCM (1850/26)	31,5	2231,8	2693	490
07671371	240,00	0,41	450 MCM (1910/26)	31,5	2304,0	2763	528
07671394	255,00	0,41	500 MCM (2035/26)	31,8	2455,0	2920	535
07671395	283,00	0,41	550 MCM (2257/26)	33,6	2722,8	3399	560
07671372	300,00	0,41	550 MCM (2388/26)	34,3	2880,0	3403	608
07671396	306,00	0,41	600 MCM (2442/26)	34,3	2946,0	3466	613

from 283 mm² only UL recognition.
Other dimensions and colours are possible on request.



Possible on request:

- with green-yellow insulation

Cable Track Cable

S 900 P

continuously flexible PVC/PUR single conductor



456 80°C 600V CSA AWM I/II A/B 80°C 600V FT1 FT2 CE



Marking for S 900 P 07681362:

SAB BRÜCKSKES · D-VIERSEN · 07681362 16,0 mm² S 900 P 6 AWG 07680601 AWM Style 10456 80°C 600V CSA AWM I/II A/B 80°C 600V FT1 FT2 CE

Construction:

Conductor:	bare copper strands acc. to IEC 60228, VDE 0295, class 6
Insulation:	PVC, TI2 acc. to EN 50363-3 + VDE 0207-363-3, black
Wrapping:	non-woven tape
Sheath material:	PUR, TPU acc. to EN 50363-10-2 + VDE 0207-363-10-2 with mat surface
Sheath colour:	black (RAL 9005)

Technical Data:

Nominal voltage:	U ₀ /U 0,6/1 kV	
Voltage UL/CSA:	600 V	
Min. bending radius <i>continuously flexible:</i>	7,5 x d	
Radiation resistance:	5 x 10 ⁷ cJ/kg	
Temperature range <i>fixed laying:</i> <i>flexible application:</i>	DIN VDE -40/+70 °C +5/+70 °C	UL/CSA: up to +80 °C
Fire performance:	flame retardant and self-extinguishing acc. to IEC 60332-1-2 + VDE 0482-332-1-2, UL/CSA FT1, FT2	
Oil resistance:	very good - TPU acc. to EN 50363-10-2 + VDE 0207-363-10-2	
Chem. resistance:	good against acids, alkalines, solvents, hydraulic liquids etc.	
Continuous flexibility:	very good	
Absence of harmful substances:	acc. to RoHS directive of the European Union, see chapter N „Technical data“	

Outstanding features:



- highly flexible single conductor for use in cable tracks
- good chemical resistance
- high abrasion resistance

item no.	nominal cross section mm ²	largest single wire ø mm	AWG/MCM	outer-ø ± 5% mm	copper figure kg/km	cable weight ≈ kg/km	ampere at 30 °C
07681315	1,50	0,16	16 (84/34)	5,6	14,4	45	24
07681325	2,50	0,16	14 (140/34)	6,5	24,0	63	32
07681340	4,00	0,16	12 (224/34)	7,3	38,4	86	42
07681360	6,00	0,21	10 (186/32)	8,0	57,6	114	54
07681361	10,00	0,21	8 (320/32)	9,8	96,0	173	73
07681362	16,00	0,21	6 (512/32)	10,8	153,6	245	98
07681363	25,00	0,21	4 (798/32)	12,7	240,0	353	129
07681364	35,00	0,21	2 (1083/32)	14,0	336,0	459	158
07681365	50,00	0,31	1 (703/28)	16,1	480,0	638	198
07681385	54,00	0,31	1/0 (779/28)	16,6	518,4	683	213
07681386	68,00	0,31	2/0 (969/28)	18,1	652,8	838	226
07681366	70,00	0,31	2/0 (988/28)	18,1	672,0	854	245
07681387	86,00	0,31	3/0 (1218/28)	20,0	825,6	1044	263
07681367	95,00	0,31	3/0 (1340/28)	21,0	912,0	1140	292
07681388	108,00	0,31	4/0 (1528/28)	22,5	1036,8	1279	313
07681368	120,00	0,31	4/0 (1680/28)	22,8	1152,0	1394	344
07681389	127,00	0,31	250 MCM (1799/28)	23,3	1220,8	1483	370
07681369	150,00	0,31	250 MCM (2122/28)	24,6	1440,0	1716	391
07681390	152,00	0,31	300 MCM (2154/28)	24,6	1461,7	1716	396
07681391	177,00	0,41	350 MCM (1443/26)	26,7	1740,8	2043	430
07681370	185,00	0,41	350 MCM (1472/26)	26,7	1776,0	2077	448
07681392	204,00	0,41	400 MCM (1628/26)	30,4	1964,0	2399	470
07681393	232,00	0,41	450 MCM (1850/26)	31,5	2231,8	2680	490
07681371	240,00	0,41	450 MCM (1910/26)	31,5	2304,0	2750	528
07681394	255,00	0,41	500 MCM (2035/26)	31,8	2455,0	2907	535
07681395	283,00	0,41	550 MCM (2257/26)	33,6	2722,8	3385	560
07681372	300,00	0,41	550 MCM (2388/26)	34,3	2880,0	3389	608
07681396	306,00	0,41	600 MCM (2442/26)	34,3	2946,0	3451	613

from 283 mm² only UL recognition.
Other dimensions and colours are possible on request.



Possible on request:

- with green-yellow insulation

Cable Track Cable

S 910 P

continuously flexible TPE/PUR single conductor



56 80°C 600V CSA AWM I/II A/B 80°C 1000V FT1 FT2 CE 



Marking for S 910 P 37681362:

SAB BRÖCKSKES · D-VIERSEN · 37681362 16,0 mm² S 910 P 6 AWG 37680601  AWM Style 10456 80°C 600V CSA AWM I/II A/B 80°C 1000V FT1 FT2 CE

Construction:

Conductor:	bare copper strands acc. to IEC 60228, VDE 0295, class 6
Insulation:	TPE, black
Wrapping:	non-woven tape
Sheath material:	PUR, TMPU acc. to EN 50363-10-2 + VDE 0207-363-10-2 with mat surface
Sheath colour:	black (RAL 9005)

Technical Data:

Nominal voltage:	U ₀ /U 0,6/1 kV	
Voltage:	UL: 600 V	CSA: 1000 V
Min. bending radius <i>continuously flexible:</i>	7,5 x d	
Radiation resistance:	1 x 10 ⁷ cJ/kg	
Temperature range <i>fixed laying:</i> <i>flexible application:</i>	DIN VDE -50/+90 °C -40/+90 °C	UL/CSA: up to +80 °C
Halogen-free:	acc. to IEC 60754-1 + VDE 0482-754-1	
Fire performance:	flame retardant and self-extinguishing acc. to IEC 60332-1-2 + VDE 0482-332-1-2, UL/CSA FT1, FT2	
Oil resistance:	very good - TMPU acc. to EN 50363-10-2 + VDE 0207-363-10-2	
Chem. resistance:	good against acids, alkalines, solvents, hydraulic liquids etc.	
Continuous flexibility:	very good	
Absence of harmful substances:	acc. to RoHS directive of the European Union, see chapter N „Technical data“	

Outstanding features:



- highly flexible single conductor for use in cable tracks
- good chemical resistance
- high abrasion resistance
- halogen-free

B
29

item no.	nominal cross section mm ²	largest single wire ø mm	AWG/MCM	outer-ø ± 5% mm	copper figure kg/km	cable weight ≈ kg/km
37681340	4,00	0,16	12 (224/34)	6,6	38,4	69
37681360	6,00	0,21	10 (186/32)	7,5	57,6	94
37681361	10,00	0,21	8 (320/32)	8,4	96,0	138
37681362	16,00	0,21	6 (512/32)	9,9	153,6	206
37681363	25,00	0,21	4 (798/32)	11,1	240,0	296
37681364	35,00	0,21	2 (1083/32)	12,6	336,0	390
37681365	50,00	0,31	1 (703/28)	14,7	480,0	554
37681366	70,00	0,31	2/0 (988/28)	17,0	672,0	771
37681367	95,00	0,31	3/0 (1340/28)	20,4	912,0	1024
37681368	120,00	0,31	4/0 (1680/28)	23,0	1152,0	1318
37681369	150,00	0,31	250 MCM (2122/28)	25,7	1440,0	1649
37681370	185,00	0,41	350 MCM (1472/26)	27,6	1776,0	2020

Other dimensions and colours are possible on request.



Possible on request:

- with green-yellow insulation

Cable Track Cable

S 910 CP

continuously flexible TPE/PUR single conductor with overall copper screen



Marking for S 910 CP 37692362:

SAB BRÜCKSKES · D-VIERSEN · 37692362 16,0 mm² S 910 CP 6 AWG 37690601 AWM Style 10456 80°C 600V CSA AWM I/II A/B 80°C 1000V FT1 FT2 CE

Construction:

Conductor:	bare copper strands acc. to IEC 60228, VDE 0295, class 6
Insulation:	TPE, black
Wrapping:	non-woven tape
Screen:	tinned copper braiding
Wrapping:	non-woven tape
Sheath material:	PUR, TPU acc. to EN 50363-10-2 + VDE 0207-363-10-2 with mat surface
Sheath colour:	orange (RAL 2003)

Outstanding features:



- highly flexible single conductor for use in cable tracks
- good chemical resistance
- high abrasion resistance
- halogen-free

Technical Data:

Nominal voltage:	U ₀ /U 0,6/1 kV	
Voltage:	UL: 600 V	CSA: 1000 V
Min. bending radius <i>continuously flexible:</i>	7,5 x d	
Radiation resistance:	5 x 10 ⁷ cJ/kg	
Temperature range <i>fixed laying:</i> <i>flexible application:</i>	DIN VDE -50/+90 °C -40/+90 °C	UL/CSA: up to +80 °C
Halogen-free:	acc. to IEC 60754-1 + VDE 0482-754-1	
Fire performance:	flame retardant and self-extinguishing acc. to IEC 60332-1-2 + VDE 0482-332-1-2, UL/CSA FT1, FT2	
Oil resistance:	very good - TPU acc. to EN 50363-10-2 + VDE 0207-363-10-2	
Chem. resistance:	good against acids, alkalines, solvents, hydraulic liquids etc.	
Continuous flexibility:	very good	
Absence of harmful substances:	acc. to RoHS directive of the European Union, see chapter N „Technical data“	

item no.	nominal cross section mm ²	largest single wire ø mm	AWG/MCM	outer-ø ± 5% mm	copper figure kg/km	cable weight ≈ kg/km
37692340	4,00	0,16	12 (224/34)	7,1	54,5	83
37692360	6,00	0,21	10 (186/32)	8,0	77,3	112
37692361	10,00	0,21	8 (320/32)	8,9	119,7	157
37692362	16,00	0,21	6 (512/32)	10,3	182,6	227
37692363	25,00	0,21	4 (798/32)	11,7	293,9	335
37692364	35,00	0,21	2 (1083/32)	13,3	395,7	434
37692365	50,00	0,31	1 (703/28)	15,8	577,7	631
37692366	70,00	0,31	2/0 (988/28)	17,9	783,2	840
37692367	95,00	0,31	3/0 (1340/28)	22,9	1051,4	1193
37692368	120,00	0,31	4/0 (1680/28)	23,9	1293,3	1421
37692369	150,00	0,31	250 MCM (2122/28)	26,6	1611,3	1773

Other dimensions and colours are possible on request.



Possible on request:

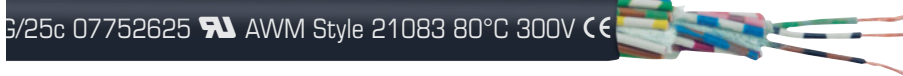
- with green-yellow insulation

B
30

Cable Track Cable

SD 960

continuously flexible PVC data cable with coloured cores



Marking for SD 960 07752501:

SAB BRÖCKSKES · D-VIERSEN · 07752501 25 x 0,14 mm² SD 960 26 AWG/25c 07752625 AWM Style 21083 80°C 300V CE

Construction:

Conductor:	bare copper strands, extra fine wires
Insulation:	PVC, TI2 acc. to EN 50363-3 + VDE 0207-363-3
Colour code:	acc. to colour code US 2, see chapter N „Technical data“
Stranding:	specially adjusted layering with non-woven tape over each layer
Sheath material:	PVC, TM2 acc. to EN 50363-3 + VDE 0207-363-3
Sheath colour:	black (RAL 9005)

Outstanding features:



- good flexibility
- small bending radius
- reinforced outer sheath

Technical Data:

Peak operating voltage:	max. 350 V	
Voltage UL:	300 V	
Testing voltage:	core/core 1500 V	
Min. bending radius <i>continuously flexible:</i>	7,5 x d	
Radiation resistance:	8 x 10 ⁷ cJ/kg	
Temperature range <i>fixed laying:</i> <i>flexible application:</i>	DIN VDE -30/+70 °C -5/+70 °C	UL: up to +80 °C
Fire performance:	flame retardant and self-extinguishing acc. to IEC 60332-1-2 + VDE 0482-332-1-2, UL VW-1	
Oil resistance:	acc. to our internal standard, see chapter N „Technical data“	
Absence of harmful substances:	acc. to RoHS directive of the European Union, see chapter N „Technical data“	

B
31

item no.	no. of cores x cross section n x mm ²	largest single wire ø mm	outer-ø ± 5% mm	copper figure kg/km	cable weight ≈ kg/km
07750201	2 x 0,14	0,11	3,9	2,7	17
07750301	3 x 0,14	0,11	4,1	4,0	21
07750401	4 x 0,14	0,11	4,5	5,4	24
07750501	5 x 0,14	0,11	4,9	6,7	30
07750701	7 x 0,14	0,11	5,7	9,4	41
07751001	10 x 0,14	0,11	6,7	13,4	49
07751401	14 x 0,14	0,11	7,2	18,8	63
07751801	18 x 0,14	0,11	8,2	24,2	84
07752501	25 x 0,14	0,11	10,1	33,6	116
07750202	2 x 0,25	0,11	4,2	4,8	22
07750302	3 x 0,25	0,11	4,5	7,2	26
07750402	4 x 0,25	0,11	4,8	9,6	31
07750502	5 x 0,25	0,11	5,3	12,0	38
07750702	7 x 0,25	0,11	6,3	16,8	53

item no.	no. of cores x cross section n x mm ²	largest single wire ø mm	outer-ø ± 5% mm	copper figure kg/km	cable weight ≈ kg/km
07751002	10 x 0,25	0,11	7,3	24,0	65
07751402	14 x 0,25	0,11	8,1	33,6	87
07751802	18 x 0,25	0,11	9,0	43,2	110
07752502	25 x 0,25	0,11	11,0	60,0	152
07750203	2 x 0,34	0,11	4,4	6,5	25
07750303	3 x 0,34	0,11	4,7	9,8	30
07750403	4 x 0,34	0,11	5,1	13,1	36
07750503	5 x 0,34	0,11	5,5	16,3	44
07750703	7 x 0,34	0,11	6,6	22,8	61
07751003	10 x 0,34	0,11	7,9	32,6	79
07751403	14 x 0,34	0,11	8,5	45,7	102
07751803	18 x 0,34	0,11	9,5	58,8	130
07752503	25 x 0,34	0,11	11,7	81,6	179

Other dimensions and colours are possible on request.



Possible on request:

- in dimensions
0,50 mm² and 0,75 mm²
- with grey outer sheath
and coloured cores
with reference to DIN 47100

Cable Track Cable

S 960

continuously flexible PVC control cable with numbered black cores



587 90°C 600V CSA AWM I/II A/B 90°C 600V FT1 FT2 CE



Marking for S 960 07521215:

SAB BRÜCKSKES · D-VIERSEN · 07521215 12 x 1,5 mm² S 960 16 AWG/12c 07521612

AWM Style 2587 90°C 600V CSA AWM I/II A/B 90°C 600V FT1 FT2 CE

Construction:

Conductor:	bare copper strands acc. to IEC 60228, VDE 0295, class 6
Insulation:	PVC, TI2 acc. to EN 50363-3 + VDE 0207-363-3
Colour code:	black cores with consecutive numbers acc. to EN 50334 + VDE 0293-334, green-yellow earth wire from 3 cores
Stranding:	specialy adjusted layering with non-woven tape over each layer
Sheath material:	PVC, TM2 acc. to EN 50363-3 + VDE 0207-363-3
Sheath colour:	black (RAL 9005)

Technical Data:

Nominal voltage:	U ₀ /U 300/500 V	
Voltage UL/CSA:	600 V	
Testing voltage:	core/core 2000 V	
Min. bending radius <i>continuously flexible:</i>	7,5 x d	
Radiation resistance:	8 x 10 ⁷ cJ/kg	
Temperature range <i>fixed laying:</i> <i>flexible application:</i>	DIN VDE -40/+70 °C	UL/CSA: up to +90 °C +5/+70 °C
Fire performance:	flame retardant and self-extinguishing acc. to IEC 60332-1-2 + VDE 0482-332-1-2, UL VW-1, CSA FT1, FT2	
Oil resistance:	acc. to our internal standard, see chapter N „Technical data“	
Absence of harmful substances:	acc. to RoHS directive of the European Union, see chapter N „Technical data“	

Outstanding features:



- good flexibility
- small bending radius
- reinforced outer sheath

item no.	no. of cores x cross section n x mm ²	largest single wire ø mm	outer-ø ± 5% mm	copper figure kg/km	cable weight ≈ kg/km
07520205	2 x 0,50	0,16	5,5	10,6	40
07520305	3 x 0,50	0,16	5,8	15,8	47
07520405	4 x 0,50	0,16	6,3	21,1	57
07520505	5 x 0,50	0,16	7,0	26,4	71
07520705	7 x 0,50	0,16	8,2	37,0	98
07521205	12 x 0,50	0,16	10,1	63,4	144
07521805	18 x 0,50	0,16	12,0	95,0	212
07522505	25 x 0,50	0,16	14,4	132,0	284
07523405	34 x 0,50	0,16	16,2	179,5	378
07525005	50 x 0,50	0,16	19,1	264,0	523
07526105	61 x 0,50	0,16	21,1	322,1	655
07520207	2 x 0,75	0,16	5,9	14,4	47
07520307	3 x 0,75	0,16	6,3	21,6	57
07520407	4 x 0,75	0,16	6,8	28,8	68
07520507	5 x 0,75	0,16	7,5	36,0	85
07520707	7 x 0,75	0,16	9,1	50,4	122
07521207	12 x 0,75	0,16	11,0	86,4	177
07521807	18 x 0,75	0,16	13,1	129,6	261
07522507	25 x 0,75	0,16	15,8	180,0	354
07523407	34 x 0,75	0,16	17,9	244,8	474
07525007	50 x 0,75	0,16	21,1	360,0	670
07526107	61 x 0,75	0,16	23,5	439,2	831
07520210	2 x 1,00	0,16	6,2	19,2	55
07520310	3 x 1,00	0,16	6,5	28,8	66
07520410	4 x 1,00	0,16	7,2	38,4	82
07520510	5 x 1,00	0,16	7,9	48,0	101
07520710	7 x 1,00	0,16	9,4	67,2	142
07521210	12 x 1,00	0,16	11,5	115,2	212
07521810	18 x 1,00	0,16	13,7	172,8	313
07522510	25 x 1,00	0,16	16,5	240,0	424
07523410	34 x 1,00	0,16	18,7	326,4	569
07525010	50 x 1,00	0,16	22,5	480,0	826
07526110	61 x 1,00	0,16	24,5	585,6	998
07520215	2 x 1,50	0,16	6,8	28,8	70
07520315	3 x 1,50	0,16	7,3	43,2	88
07520415	4 x 1,50	0,16	8,0	57,6	109

item no.	no. of cores x cross section n x mm ²	largest single wire ø mm	outer-ø ± 5% mm	copper figure kg/km	cable weight ≈ kg/km
07520515	5 x 1,50	0,16	8,8	72,0	135
07520715	7 x 1,50	0,16	10,6	100,8	192
07521215	12 x 1,50	0,16	13,0	172,8	288
07521815	18 x 1,50	0,16	15,4	259,2	425
07522515	25 x 1,50	0,16	18,7	360,0	580
07523415	34 x 1,50	0,16	21,1	489,6	777
07525015	50 x 1,50	0,16	25,1	720,0	1115
07526115	61 x 1,50	0,16	27,6	878,4	1362
07520225	2 x 2,50	0,16	8,9	48,0	117
07520325	3 x 2,50	0,16	9,5	72,0	144
07520425	4 x 2,50	0,16	10,4	96,0	178
07520525	5 x 2,50	0,16	11,6	120,0	223
07520725	7 x 2,50	0,16	14,0	168,0	319
07521225	12 x 2,50	0,16	17,3	288,0	480
07521825	18 x 2,50	0,16	20,7	432,0	715
07522525	25 x 2,50	0,16	25,1	600,0	973
07520340	3 x 4,00	0,16	11,3	115,2	223
07520440	4 x 4,00	0,16	12,4	153,6	267
07520540	5 x 4,00	0,16	13,8	192,0	342
07520740	7 x 4,00	0,16	16,7	268,8	493
07520360	3 x 6,00	0,21	13,1	172,8	319
07520460	4 x 6,00	0,21	14,5	230,4	381
07520560	5 x 6,00	0,21	16,2	288,0	490
07520760	7 x 6,00	0,21	19,4	403,2	700
07520361	3 x 10,0	0,21	16,2	288,0	502
07520461	4 x 10,0	0,21	18,0	384,0	637
07520561	5 x 10,0	0,21	20,1	480,0	787
07520362	3 x 16,0	0,21	19,4	460,8	754
07520462	4 x 16,0	0,21	21,5	614,4	954
07520562	5 x 16,0	0,21	24,1	768,0	1188
07520463	4 x 25,0	0,21	26,0	960,0	1391
07520563	5 x 25,0	0,21	29,0	1200,0	1779
07520464	4 x 35,0	0,21	29,8	1344,0	1911
07520564	5 x 35,0	0,21	32,9	1680,0	2354
07520465	4 x 50,0	0,21	34,9	1920,0	2672

Other dimensions and colours are possible on request.



Possible on request:

- with grey outer sheath and blue or red cores

Cable Track Cable

S 960 blue

continuously flexible PVC control cable with numbered blue cores



Marking for S 960 blue 07511215:

SAB BRÖCKSKES · D-VIERSEN · 07511215 12 x 1,5 mm² S 960 blue 16 AWG/12c 07511612

AWM Style 2587 90°C 600V CSA AWM I/II A/B 90°C 600V FT1 FT2 CE

Construction:

Conductor:	bare copper strands acc. to IEC 60228, VDE 0295, class 6
Insulation:	PVC, TI2 acc. to EN 50363-3 + VDE 0207-363-3
Colour code:	blue cores with consecutive numbers acc. to EN 50334 + VDE 0293-334, green-yellow earth wire from 3 cores
Stranding:	specialy adjusted layering with non-woven tape over each layer
Sheath material:	PVC, TM2 acc. to EN 50363-3 + VDE 0207-363-3
Sheath colour:	black (RAL 9005)

Technical Data:

Nominal voltage:	U ₀ /U 300/500 V	
Voltage UL/CSA:	600 V	
Testing voltage:	core/core 2000 V	
Min. bending radius <i>continuously flexible:</i>	7,5 x d	
Radiation resistance:	8 x 10 ⁷ cJ/kg	
Temperature range <i>fixed laying:</i> <i>flexible application:</i>	DIN VDE -40/+70 °C	UL/CSA: up to +90 °C +5/+70 °C
Fire performance:	flame retardant and self-extinguishing acc. to IEC 60332-1-2 + VDE 0482-332-1-2, UL VW-1, CSA FT1, FT2	
Oil resistance:	acc. to our internal standard, see chapter N „Technical data“	
Absence of harmful substances:	acc. to RoHS directive of the European Union, see chapter N „Technical data“	

B
33

Outstanding features:



- good flexibility
- small bending radius
- reinforced outer sheath

item no.	no. of cores x cross section n x mm ²	largest single wire ø mm	outer-ø ± 5% mm	copper figure kg/km	cable weight ≈ kg/km
07510205	2 x 0,50	0,16	5,5	10,6	40
07510305	3 x 0,50	0,16	5,8	15,8	47
07510405	4 x 0,50	0,16	6,3	21,1	57
07510505	5 x 0,50	0,16	7,0	26,4	71
07510705	7 x 0,50	0,16	8,2	37,0	98
07511205	12 x 0,50	0,16	10,1	63,4	144
07511805	18 x 0,50	0,16	12,0	95,0	212
07512505	25 x 0,50	0,16	14,4	132,0	284
07513405	34 x 0,50	0,16	16,2	179,5	378
07515005	50 x 0,50	0,16	19,1	264,0	523
07516105	61 x 0,50	0,16	21,1	322,1	655
07510207	2 x 0,75	0,16	5,9	14,4	47
07510307	3 x 0,75	0,16	6,3	21,6	57
07510407	4 x 0,75	0,16	6,8	28,8	68
07510507	5 x 0,75	0,16	7,5	36,0	85
07510707	7 x 0,75	0,16	9,1	50,4	122
07511207	12 x 0,75	0,16	11,0	86,4	177
07511807	18 x 0,75	0,16	13,1	129,6	261
07512507	25 x 0,75	0,16	15,8	180,0	354
07513407	34 x 0,75	0,16	17,9	244,8	474
07515007	50 x 0,75	0,16	21,1	360,0	670
07516107	61 x 0,75	0,16	23,5	439,2	831
07510210	2 x 1,00	0,16	6,2	19,2	55
07510310	3 x 1,00	0,16	6,5	28,8	66
07510410	4 x 1,00	0,16	7,2	38,4	82
07510510	5 x 1,00	0,16	7,9	48,0	101
07510710	7 x 1,00	0,16	9,4	67,2	142
07511210	12 x 1,00	0,16	11,5	115,2	212
07511810	18 x 1,00	0,16	13,7	172,8	313
07512510	25 x 1,00	0,16	16,5	240,0	424
07513410	34 x 1,00	0,16	18,7	326,4	569
07515010	50 x 1,00	0,16	22,5	480,0	826
07516110	61 x 1,00	0,16	24,5	585,6	998
07510215	2 x 1,50	0,16	6,8	28,8	70
07510315	3 x 1,50	0,16	7,3	43,2	88
07510415	4 x 1,50	0,16	8,0	57,6	109

item no.	no. of cores x cross section n x mm ²	largest single wire ø mm	outer-ø ± 5% mm	copper figure kg/km	cable weight ≈ kg/km
07510515	5 x 1,50	0,16	8,8	72,0	135
07510715	7 x 1,50	0,16	10,6	100,8	192
07511215	12 x 1,50	0,16	13,0	172,8	288
07511815	18 x 1,50	0,16	15,4	259,2	425
07512515	25 x 1,50	0,16	18,7	360,0	580
07513415	34 x 1,50	0,16	21,1	489,6	777
07515015	50 x 1,50	0,16	25,1	720,0	1115
07516115	61 x 1,50	0,16	27,6	878,4	1362
07510225	2 x 2,50	0,16	8,9	48,0	117
07510325	3 x 2,50	0,16	9,5	72,0	144
07510425	4 x 2,50	0,16	10,4	96,0	178
07510525	5 x 2,50	0,16	11,6	120,0	223
07510725	7 x 2,50	0,16	14,0	168,0	319
07511225	12 x 2,50	0,16	17,3	288,0	480
07511825	18 x 2,50	0,16	20,7	432,0	715
07512525	25 x 2,50	0,16	25,1	600,0	973
07510340	3 x 4,00	0,16	11,3	115,2	223
07510440	4 x 4,00	0,16	12,4	153,6	267
07510540	5 x 4,00	0,16	13,8	192,0	342
07510740	7 x 4,00	0,16	16,7	268,8	493
07510360	3 x 6,00	0,21	13,1	172,8	319
07510460	4 x 6,00	0,21	14,5	230,4	381
07510560	5 x 6,00	0,21	16,2	288,0	490
07510760	7 x 6,00	0,21	19,4	403,2	700
07510361	3 x 10,0	0,21	16,2	288,0	502
07510461	4 x 10,0	0,21	18,0	384,0	637
07510561	5 x 10,0	0,21	20,1	480,0	787
07510362	3 x 16,0	0,21	19,4	460,8	754
07510462	4 x 16,0	0,21	21,5	614,4	954
07510562	5 x 16,0	0,21	24,1	768,0	1188
07510463	4 x 25,0	0,21	26,0	960,0	1391
07510563	5 x 25,0	0,21	29,0	1200,0	1779
07510464	4 x 35,0	0,21	29,8	1344,0	1911
07510564	5 x 35,0	0,21	32,9	1680,0	2354
07510465	4 x 50,0	0,21	34,9	1920,0	2672

Other dimensions and colours are possible on request.



Possible on request:

- with grey outer sheath and black or red cores

Cable Track Cable

S 960 red

continuously flexible PVC control cable with numbered red cores



Marking for S 960 red 07751215:

SAB BRÜCKSKES · D-VIERSEN · 07750715 7 x 1,5 mm² S 960 red 16 AWG/7c 07751607

AWM Style 2587 90°C 600V CSA AWM I/II A/B 90°C 600V FT1 FT2 CE

Construction:

Conductor:	bare copper strands acc. to IEC 60228, VDE 0295, class 6
Insulation:	PVC, TI2 acc. to EN 50363-3 + VDE 0207-363-3
Colour code:	red cores with consecutive numbers acc. to EN 50334 + VDE 0293-334, green-yellow earth wire from 3 cores
Stranding:	specialy adjusted layering with non-woven tape over each layer
Sheath material:	PVC, TM2 acc. to EN 50363-3 + VDE 0207-363-3
Sheath colour:	black (RAL 9005)

Technical Data:

Nominal voltage:	U ₀ /U 300/500 V	
Voltage UL/CSA:	600 V	
Testing voltage:	core/core 2000 V	
Min. bending radius <i>continuously flexible:</i>	7,5 x d	
Radiation resistance:	8 x 10 ⁷ cJ/kg	
Temperature range <i>fixed laying:</i> <i>flexible application:</i>	DIN VDE -40/+70 °C	UL/CSA: up to +90 °C +5/+70 °C
Fire performance:	flame retardant and self-extinguishing acc. to IEC 60332-1-2 + VDE 0482-332-1-2, UL VW-1, CSA FT1, FT2	
Oil resistance:	acc. to our internal standard, see chapter N „Technical data“	
Absence of harmful substances:	acc. to RoHS directive of the European Union, see chapter N „Technical data“	

Outstanding features:



- good flexibility
- small bending radius
- reinforced outer sheath

item no.	no. of cores x cross section n x mm ²	largest single wire ø mm	outer-ø ± 5% mm	copper figure kg/km	cable weight ≈ kg/km
07750205	2 x 0,50	0,16	5,5	10,6	40
07750305	3 x 0,50	0,16	5,8	15,8	47
07750405	4 x 0,50	0,16	6,3	21,1	57
07750505	5 x 0,50	0,16	7,0	26,4	71
07750705	7 x 0,50	0,16	8,2	37,0	98
07751205	12 x 0,50	0,16	10,1	63,4	144
07751805	18 x 0,50	0,16	12,0	95,0	212
07752505	25 x 0,50	0,16	14,4	132,0	284
07753405	34 x 0,50	0,16	16,2	179,5	378
07755005	50 x 0,50	0,16	19,1	264,0	523
07756105	61 x 0,50	0,16	21,1	322,1	655
07750207	2 x 0,75	0,16	5,9	14,4	47
07750307	3 x 0,75	0,16	6,3	21,6	57
07750407	4 x 0,75	0,16	6,8	28,8	68
07750507	5 x 0,75	0,16	7,5	36,0	85
07750707	7 x 0,75	0,16	9,1	50,4	122
07751207	12 x 0,75	0,16	11,0	86,4	177
07751807	18 x 0,75	0,16	13,1	129,6	261
07752507	25 x 0,75	0,16	15,8	180,0	354
07753407	34 x 0,75	0,16	17,9	244,8	474
07755007	50 x 0,75	0,16	21,1	360,0	670
07756107	61 x 0,75	0,16	23,5	439,2	831
07750210	2 x 1,00	0,16	6,2	19,2	55
07750310	3 x 1,00	0,16	6,5	28,8	66
07750410	4 x 1,00	0,16	7,2	38,4	82
07750510	5 x 1,00	0,16	7,9	48,0	101
07750710	7 x 1,00	0,16	9,4	67,2	142
07751210	12 x 1,00	0,16	11,5	115,2	212
07751810	18 x 1,00	0,16	13,7	172,8	313
07752510	25 x 1,00	0,16	16,5	240,0	424
07753410	34 x 1,00	0,16	18,7	326,4	569
07755010	50 x 1,00	0,16	22,5	480,0	826
07756110	61 x 1,00	0,16	24,5	585,6	998
07750215	2 x 1,50	0,16	6,8	28,8	70
07750315	3 x 1,50	0,16	7,3	43,2	88
07750415	4 x 1,50	0,16	8,0	57,6	109

item no.	no. of cores x cross section n x mm ²	largest single wire ø mm	outer-ø ± 5% mm	copper figure kg/km	cable weight ≈ kg/km
07750515	5 x 1,50	0,16	8,8	72,0	135
07750715	7 x 1,50	0,16	10,6	100,8	192
07751215	12 x 1,50	0,16	13,0	172,8	288
07751815	18 x 1,50	0,16	15,4	259,2	425
07752515	25 x 1,50	0,16	18,7	360,0	580
07753415	34 x 1,50	0,16	21,1	489,6	777
07755015	50 x 1,50	0,16	25,1	720,0	1115
07756115	61 x 1,50	0,16	27,6	878,4	1362
07750225	2 x 2,50	0,16	8,9	48,0	117
07750325	3 x 2,50	0,16	9,5	72,0	144
07750425	4 x 2,50	0,16	10,4	96,0	178
07750525	5 x 2,50	0,16	11,6	120,0	223
07750725	7 x 2,50	0,16	14,0	168,0	319
07751225	12 x 2,50	0,16	17,3	288,0	480
07751825	18 x 2,50	0,16	20,7	432,0	715
07752525	25 x 2,50	0,16	25,1	600,0	973
07750340	3 x 4,00	0,16	11,3	115,2	223
07750440	4 x 4,00	0,16	12,4	153,6	267
07750540	5 x 4,00	0,16	13,8	192,0	342
07750740	7 x 4,00	0,16	16,7	268,8	493
07750360	3 x 6,00	0,21	13,1	172,8	319
07750460	4 x 6,00	0,21	14,5	230,4	381
07750560	5 x 6,00	0,21	16,2	288,0	490
07750760	7 x 6,00	0,21	19,4	403,2	700
07750361	3 x 10,0	0,21	16,2	288,0	502
07750461	4 x 10,0	0,21	18,0	384,0	637
07750561	5 x 10,0	0,21	20,1	480,0	787
07750362	3 x 16,0	0,21	19,4	460,8	754
07750462	4 x 16,0	0,21	21,5	614,4	954
07750562	5 x 16,0	0,21	24,1	768,0	1188
07750463	4 x 25,0	0,21	26,0	960,0	1391
07750563	5 x 25,0	0,21	29,0	1200,0	1779
07750464	4 x 35,0	0,21	29,8	1344,0	1911
07750564	5 x 35,0	0,21	32,9	1680,0	2354
07750465	4 x 50,0	0,21	34,9	1920,0	2672

Other dimensions and colours are possible on request.



Possible on request:

- with grey outer sheath and black or blue cores

Cable Track Cable

SD 960 CY

continuously flexible PVC data cable with coloured cores and overall copper screen



Marking for SD 960 CY 07852502:

SAB BRÜCKSKES · D-VIERSEN · 07852502 25 x 0,25 mm² SD 960 CY 24 AWG/25c 07852425 AWM Style 21083 80°C 300V CE

Construction:

Conductor:	bare copper strands, extra fine wires
Insulation:	PVC, TI2 acc. to EN 50363-3 + VDE 0207-363-3
Colour code:	acc. to colour code US 2, see chapter N „Technical data“
Stranding:	specially adjusted layering with non-woven tape over each layer
Wrapping:	non-woven tape
Screen:	tinned copper braiding
Wrapping:	non-woven tape
Sheath material:	PVC, TM2 acc. to EN 50363-3 + VDE 0207-363-3
Sheath colour:	black (RAL 9005)

Technical Data:

Peak operating voltage:	max. 350 V	
Voltage UL:	300 V	
Testing voltage:	core/core	1500 V
	core/screen	1200 V
Min. bending radius <i>continuously flexible:</i>	7,5 x d	
Radiation resistance:	8 x 10 ⁷ cJ/kg	
Temperature range	DIN VDE	UL: up to +80 °C
<i>fixed laying:</i>	-30/+70 °C	
<i>flexible application:</i>	-5/+70 °C	
Fire performance:	flame retardant and self-extinguishing acc. to IEC 60332-1-2 + VDE 0482-332-1-2, UL VW-1	
Oil resistance:	acc. to our internal standard, see chapter N „Technical data“	
Absence of harmful substances:	acc. to RoHS directive of the European Union, see chapter N „Technical data“	

B
35

Outstanding features:



- very good EMC characteristics
- very good flexibility
- small bending radius

item no.	no. of cores x cross section n x mm ²	largest single wire ø mm	outer-ø ± 10% mm	copper figure kg/km	cable weight ≈ kg/km
07850201	2 x 0,14	0,11	4,5	13,8	26
07850301	3 x 0,14	0,11	4,7	15,7	30
07850401	4 x 0,14	0,11	5,2	19,4	35
07850501	5 x 0,14	0,11	5,6	22,6	42
07850701	7 x 0,14	0,11	6,4	26,1	56
07851001	10 x 0,14	0,11	7,5	45,7	67
07851401	14 x 0,14	0,11	8,5	56,4	89
07851801	18 x 0,14	0,11	9,3	64,7	109
07852501	25 x 0,14	0,11	11,0	84,4	149
07850202	2 x 0,25	0,11	4,9	18,0	30
07850302	3 x 0,25	0,11	5,2	20,7	36
07850402	4 x 0,25	0,11	5,5	25,5	42
07850502	5 x 0,25	0,11	6,2	28,3	53
07850702	7 x 0,25	0,11	7,1	46,3	64

item no.	no. of cores x cross section n x mm ²	largest single wire ø mm	outer-ø ± 10% mm	copper figure kg/km	cable weight ≈ kg/km
07851002	10 x 0,25	0,11	8,5	61,7	90
07851402	14 x 0,25	0,11	9,2	72,1	112
07851802	18 x 0,25	0,11	10,1	93,2	137
07852502	25 x 0,25	0,11	12,5	115,8	200
07850203	2 x 0,34	0,11	5,1	19,9	33
07850303	3 x 0,34	0,11	5,4	25,4	39
07850403	4 x 0,34	0,11	5,8	29,1	46
07850503	5 x 0,34	0,11	6,4	44,5	59
07850703	7 x 0,34	0,11	7,4	54,9	73
07851003	10 x 0,34	0,11	8,8	70,9	102
07851403	14 x 0,34	0,11	9,6	86,8	128
07851803	18 x 0,34	0,11	10,8	109,4	169
07852503	25 x 0,34	0,11	13,0	139,1	228

Other dimensions and colours are possible on request.

Possible on request:



- in dimensions
0,50 mm² and 0,75 mm²
- with grey outer sheath
and coloured cores
with reference to DIN 47100

Cable Track Cable

S 960 CY

continuously flexible PVC control cable with numbered red cores and overall copper screen



7 90°C 600V CSA AWM I/II A/B 90°C 600V FT1 FT2 CE



Marking for S 960 CY 07850715:

SAB BRÖCKSKES · D-VIERSEN · 07850715 7 x 1,5 mm² S 960 CY 16 AWG/7c 07851607

AWM Style 2587 90°C 600V CSA AWM I/II A/B 90°C 600V FT1 FT2 CE

Construction:

Conductor:	bare copper strands acc. to IEC 60228, VDE 0295, class 6
Insulation:	PVC, TI2 acc. to EN 50363-3 + VDE 0207-363-3
Colour code:	red cores with consecutive numbers acc. to EN 50334 + VDE 0293-334, green-yellow earth wire from 3 cores
Stranding:	specially adjusted layering with non-woven tape over each layer
Inner sheath:	PVC, TM2 acc. to EN 50363-3 + VDE 0207-363-3
Screen:	tinned copper braiding
Wrapping:	non-woven tape
Sheath material:	PVC, TM2 acc. to EN 50363-3 + VDE 0207-363-3
Sheath colour:	black (RAL 9005)

Technical Data:

Nominal voltage:	U ₀ /U 300/500 V	
Voltage UL/CSA:	600 V	
Testing voltage:	core/core	2000 V
	core/screen	2000 V
Min. bending radius continuously flexible:	7,5 x d	
Radiation resistance:	8 x 10 ⁷ cJ/kg	
Temperature range	DIN VDE	UL/CSA: up to +90 °C
<i>fixed laying:</i>	-40/+70 °C	
<i>flexible application:</i>	+5/+70 °C	
Fire performance:	flame retardant and self-extinguishing acc. to IEC 60332-1-2 + VDE 0482-332-1-2, UL VW-1, CSA FT1, FT2	
Oil resistance:	acc. to our internal standard, see chapter N „Technical data“	
Absence of harmful substances:	acc. to RoHS directive of the European Union, see chapter N „Technical data“	

Outstanding features:

- very good EMC characteristics
- very good flexibility
- small bending radius

item no.	no. of cores x cross section n x mm ²	largest single wire ø mm	outer-ø ± 5% mm	copper figure kg/km	cable weight ≈ kg/km
07850205	2 x 0,50	0,16	7,9	42,5	79
07850305	3 x 0,50	0,16	8,2	48,3	91
07850405	4 x 0,50	0,16	8,7	56,0	104
07850505	5 x 0,50	0,16	9,4	64,6	123
07850705	7 x 0,50	0,16	10,7	78,7	164
07851205	12 x 0,50	0,16	13,1	119,0	242
07851805	18 x 0,50	0,16	15,1	172,4	337
07852505	25 x 0,50	0,16	17,7	234,2	440
07850207	2 x 0,75	0,16	8,3	51,7	89
07850307	3 x 0,75	0,16	8,7	59,2	102
07850407	4 x 0,75	0,16	9,3	67,5	120
07850507	5 x 0,75	0,16	10,0	77,0	141
07850707	7 x 0,75	0,16	11,6	101,2	187
07851207	12 x 0,75	0,16	14,0	146,3	275
07851807	18 x 0,75	0,16	16,2	227,3	388
07852507	25 x 0,75	0,16	19,4	292,0	521
07850210	2 x 1,00	0,16	8,6	56,7	98
07850310	3 x 1,00	0,16	8,9	66,6	112
07850410	4 x 1,00	0,16	9,5	77,3	131
07850510	5 x 1,00	0,16	10,3	89,5	156
07850710	7 x 1,00	0,16	12,1	122,0	214
07851210	12 x 1,00	0,16	14,7	200,9	330
07851810	18 x 1,00	0,16	16,9	271,1	454
07852510	25 x 1,00	0,16	20,1	368,2	602
07850215	2 x 1,50	0,16	9,3	67,0	118
07850315	3 x 1,50	0,16	9,7	83,8	137
07850415	4 x 1,50	0,16	10,4	102,5	163

item no.	no. of cores x cross section n x mm ²	largest single wire ø mm	outer-ø ± 5% mm	copper figure kg/km	cable weight ≈ kg/km
07850515	5 x 1,50	0,16	11,5	123,7	209
07850715	7 x 1,50	0,16	13,5	160,4	286
07851215	12 x 1,50	0,16	16,2	270,5	420
07851815	18 x 1,50	0,16	18,9	370,3	587
07852515	25 x 1,50	0,16	22,5	498,6	789
07850225	2 x 2,50	0,16	11,4	98,7	182
07850325	3 x 2,50	0,16	12,0	127,0	219
07850425	4 x 2,50	0,16	13,1	156,3	266
07850525	5 x 2,50	0,16	14,5	205,5	341
07850725	7 x 2,50	0,16	15,8	270,2	437
07851225	12 x 2,50	0,16	20,4	419,4	652
07851825	18 x 2,50	0,16	23,7	573,9	908
07852525	25 x 2,50	0,16	28,2	783,5	1213
07850340	3 x 4,00	0,16	13,7	183,2	301
07850440	4 x 4,00	0,16	14,6	239,3	374
07850540	5 x 4,00	0,16	16,0	296,6	453
07850360	3 x 6,00	0,21	16,2	243,7	429
07850460	4 x 6,00	0,21	17,4	340,2	517
07850560	5 x 6,00	0,21	19,3	418,1	619
07850461	4 x 10,0	0,21	21,2	524,1	791
07850561	5 x 10,0	0,21	23,5	652,6	959
07850462	4 x 16,0	0,21	24,9	781,5	1093
07850562	5 x 16,0	0,21	27,4	954,2	1342
07850463	4 x 25,0	0,21	29,6	1158,2	1673
07850563	5 x 25,0	0,21	32,8	1429,7	1978
07850464	4 x 35,0	0,21	33,1	1575,3	2110
07850465	4 x 50,0	0,21	39,8	2181,8	3009

Other dimensions and colours are possible on request.



Possible on request:

- with grey outer sheath and black cores


Cable Track Cable

SD 960 CY TP

continuously flexible paired PVC data cable with coloured cores and overall copper screen



AWM I/II A/B 80°C 300V FT1 FT2 CE



Marking for SD 960 CY TP 07770525:

SAB BRÜCKSKES · D-VIERSEN · 07770325 3 x 2 x 0,25 mm² SD 960 CY TP 24 AWG/3pr 07772403 AWM Style 21083 80°C 300V CE

Construction:

Conductor:	bare copper strands, extra fine wires
Insulation:	PVC, TI2 acc. to EN 50363-3 + VDE 0207-363-3
Colour code:	acc. to colour code US 3, see chapter N „Technical data“
Stranding:	cores twisted to pairs, pairs twisted in specially adjusted layering with non-woven tape over the outer layer
Screen:	tinned copper braiding
Sheath material:	PVC, TM2 acc. to EN 50363-3 + VDE 0207-363-3
Sheath colour:	black (RAL 9005)

Outstanding features:



- good flexibility
- small bending radius
- reinforced outer sheath

Technical Data:

Peak operating voltage:	max. 350 V	
Voltage UL:	300 V	
Testing voltage:	core/core	1500 V
	core/screen	1200 V
Min. bending radius <i>continuously flexible:</i>	7,5 x d	
Radiation resistance:	8 x 10 ⁷ cJ/kg	
Temperature range	DIN VDE	UL: up to +80 °C
<i>fixed laying:</i>	-30/+70 °C	
<i>flexible application:</i>	-5/+70 °C	
Fire performance:	flame retardant and self-extinguishing acc. to IEC 60332-1-2 + VDE 0482-332-1-2, UL VW-1	
Oil resistance:	acc. to our internal standard, see chapter N „Technical data“	
Absence of harmful substances:	acc. to RoHS directive of the European Union, see chapter N „Technical data“	

B
37

item no.	no. of pairs x cross section n x 2 x mm ²	largest single wire ø mm	outer-ø ± 10% mm	copper figure kg/km	cable weight ≈ kg/km
07770214	2 x 2 x 0,14	0,11	6,1	19,4	47
07770314	3 x 2 x 0,14	0,11	6,7	33,0	58
07770414	4 x 2 x 0,14	0,11	7,6	43,1	69
07770514	5 x 2 x 0,14	0,11	8,6	46,3	85
07770714	7 x 2 x 0,14	0,11	9,2	54,0	109
07771014	10 x 2 x 0,14	0,11	10,7	70,7	138
07771414	14 x 2 x 0,14	0,11	12,8	87,3	183
07771814	18 x 2 x 0,14	0,11	13,9	107,0	243
07772514	25 x 2 x 0,14	0,11	16,1	128,6	313
07770225	2 x 2 x 0,25	0,11	6,5	34,4	54
07770325	3 x 2 x 0,25	0,11	7,2	46,8	70
07770425	4 x 2 x 0,25	0,11	8,5	52,1	86
07770525	5 x 2 x 0,25	0,11	9,3	59,4	102
07770725	7 x 2 x 0,25	0,11	9,8	69,9	136
07771025	10 x 2 x 0,25	0,11	11,7	96,2	172
07771425	14 x 2 x 0,25	0,11	14,1	126,1	250
07771825	18 x 2 x 0,25	0,11	15,1	147,0	305
07772525	25 x 2 x 0,25	0,11	17,5	211,2	394
07770234	2 x 2 x 0,34	0,11	6,8	38,4	60
07770334	3 x 2 x 0,34	0,11	7,4	47,9	76
07770434	4 x 2 x 0,34	0,11	8,9	61,0	102
07770534	5 x 2 x 0,34	0,11	9,6	68,6	117
07770734	7 x 2 x 0,34	0,11	10,6	89,4	165

item no.	no. of pairs x cross section n x 2 x mm ²	largest single wire ø mm	outer-ø ± 10% mm	copper figure kg/km	cable weight ≈ kg/km
07771034	10 x 2 x 0,34	0,11	12,5	114,6	195
07771434	14 x 2 x 0,34	0,11	14,9	151,4	287
07771834	18 x 2 x 0,34	0,11	16,4	204,1	357
07772534	25 x 2 x 0,34	0,11	18,4	273,7	445
07770250	2 x 2 x 0,50	0,16	7,4	37,8	70
07770350	3 x 2 x 0,50	0,16	8,6	61,7	104
07770450	4 x 2 x 0,50	0,16	9,8	74,5	128
07770550	5 x 2 x 0,50	0,16	10,8	92,1	160
07770750	7 x 2 x 0,50	0,16	11,7	115,6	205
07771050	10 x 2 x 0,50	0,16	14,1	154,9	278
07771450	14 x 2 x 0,50	0,16	16,7	223,8	373
07771850	18 x 2 x 0,50	0,16	17,9	265,4	459
07772550	25 x 2 x 0,50	0,16	20,2	355,9	576
07770275	2 x 2 x 0,75	0,16	8,7	62,2	100
07770375	3 x 2 x 0,75	0,16	9,6	79,2	130
07770475	4 x 2 x 0,75	0,16	11,3	105,3	175
07770575	5 x 2 x 0,75	0,16	12,6	123,5	211
07770775	7 x 2 x 0,75	0,16	13,8	174,9	292
07771075	10 x 2 x 0,75	0,16	16,3	234,2	362
07771475	14 x 2 x 0,75	0,16	18,9	313,8	475
07771875	18 x 2 x 0,75	0,16	20,4	378,7	589
07772575	25 x 2 x 0,75	0,16	23,5	504,6	771

Other dimensions and colours are possible on request.



Possible on request:

- with grey outer sheath and coloured cores with reference to DIN 47100

Cable Track Cable

SD 960 P

continuously flexible PUR data cable with coloured cores



30°C 300V CSA AWM I/II A/B 80°C 300V FT1 FT2 CE



Marking for SD 960 P 07762503:

SAB BRÖCKSKES · D-VIERSEN · 07762503 25 x 0,34 mm² SD 960 P 22 AWG/25c 07762225

AWM Style 20233 80°C 300V CSA AWM I/II A/B 80°C 300V FT1 FT2 CE

Construction:

Conductor:	bare copper strands, extra fine wires
Insulation:	PVC, TI2 acc. to EN 50363-3 + VDE 0207-363-3
Colour code:	acc. to colour code US 2, see chapter N „Technical data“
Stranding:	specially adjusted layering with non-woven tape over each layer
Sheath material:	PU acc. to UL 758 with mat surface
Sheath colour:	grey (RAL 7032)

Technical Data:

Peak operating voltage:	max. 350 V	
Voltage UL/CSA:	300 V	
Testing voltage:	core/core 1500 V	
Min. bending radius <i>continuously flexible:</i>	7,5 x d	
Radiation resistance:	5 x 10 ⁷ cJ/kg	
Temperature range <i>fixed laying:</i> <i>flexible application:</i>	DIN VDE -30/+70 °C	UL/CSA: up to +80 °C
Fire performance:	flame retardant and self-extinguishing acc. to UL FT1, CSA FT1, FT2	
Oil resistance:	very good - oilrating 60 °C acc. to UL 758	
Chem. resistance:	good against acids, alkalines, solvents, hydraulic liquids etc.	
Absence of harmful substances:	acc. to RoHS directive of the European Union, see chapter N „Technical data“	

Outstanding features:



- very good oil resistant
- very good chemical resistance
- high abrasion resistance
- very good flexibility

item no.	no. of cores x cross section n x mm ²	largest single wire ø mm	outer-ø ± 5% mm	copper figure kg/km	cable weight ≈ kg/km
07760201	2 x 0,14	0,11	4,5	2,7	20
07760301	3 x 0,14	0,11	4,7	4,0	24
07760401	4 x 0,14	0,11	5,1	5,4	28
07760501	5 x 0,14	0,11	5,5	6,7	34
07760701	7 x 0,14	0,11	6,3	9,4	45
07761001	10 x 0,14	0,11	7,0	13,4	54
07761401	14 x 0,14	0,11	7,5	18,8	71
07761801	18 x 0,14	0,11	8,6	24,2	84
07762501	25 x 0,14	0,11	10,1	33,6	108
07760202	2 x 0,25	0,11	4,8	4,8	24
07760302	3 x 0,25	0,11	5,1	7,2	29
07760402	4 x 0,25	0,11	5,4	9,6	34
07760502	5 x 0,25	0,11	5,9	12,0	42
07760702	7 x 0,25	0,11	6,8	16,8	52

item no.	no. of cores x cross section n x mm ²	largest single wire ø mm	outer-ø ± 5% mm	copper figure kg/km	cable weight ≈ kg/km
07761002	10 x 0,25	0,11	7,6	24,0	70
07761402	14 x 0,25	0,11	8,2	33,6	84
07761802	18 x 0,25	0,11	9,3	43,2	110
07762502	25 x 0,25	0,11	11,4	60,0	150
07760203	2 x 0,34	0,11	5,0	6,5	27
07760303	3 x 0,34	0,11	5,3	9,8	32
07760403	4 x 0,34	0,11	5,7	13,1	39
07760503	5 x 0,34	0,11	6,1	16,3	47
07760703	7 x 0,34	0,11	7,1	22,8	59
07761003	10 x 0,34	0,11	8,0	32,6	77
07761403	14 x 0,34	0,11	8,6	45,7	100
07761803	18 x 0,34	0,11	9,8	58,8	128
07762503	25 x 0,34	0,11	12,1	81,6	175

Other dimensions and colours are possible on request.

Possible on request:



- in dimensions
0,50 mm² and 0,75 mm²
- with orange outer sheath
and coloured cores
with reference to DIN 47100

Cable Track Cable

S 960 P

continuously flexible PUR control cable with numbered black cores



Marking for S 960 P 07760715:

SAB BRÜCKSKES · D-VIERSEN · 07760715 7 x 1,5 mm² S 960 P 16 AWG/7c 07761607

AWM Style 21060 80°C 600V CSA AWM I/II A/B 80°C 600V FT1 FT2 CE

Construction:

Conductor:	bare copper strands acc. to IEC 60228, VDE 0295, class 6
Insulation:	PVC, TI2 acc. to EN 50363-3 + VDE 0207-363-3
Colour code:	black cores with consecutive numbers acc. to EN 50334 + VDE 0293-334, green-yellow earth wire from 3 cores
Stranding:	specially adjusted layering with non-woven tape over each layer
Sheath material:	PU acc. to UL 758 with mat surface
Sheath colour:	grey (RAL 7000)

Outstanding features:



- very good oil resistant
- very good chemical resistance
- high abrasion resistance
- very good flexibility

Technical Data:

Nominal voltage:	U ₀ /U 300/500 V	
Voltage UL/CSA:	600 V	
Testing voltage:	core/core 2000 V	
Min. bending radius <i>continuously flexible:</i>	7,5 x d	
Radiation resistance:	5 x 10 ⁷ cJ/kg	
Temperature range <i>fixed laying:</i> <i>flexible application:</i>	DIN VDE -40/+70 °C	UL/CSA: up to +80 °C +5/+70 °C
Fire performance:	flame retardant and self-extinguishing acc. to IEC 60332-1-2 + VDE 0482-332-1-2, UL VW-1, CSA FT1, FT2	
Oil resistance:	very good - oilrating 60 °C acc. to UL 758	
Chem. resistance:	good against acids, alkalines, solvents, hydraulic liquids etc.	
Absence of harmful substances:	acc. to RoHS directive of the European Union, see chapter N „Technical data“	

B
39

item no.	no. of cores x cross section n x mm ²	largest single wire ø mm	outer-ø ± 5% mm	copper figure kg/km	cable weight ≈ kg/km
07760205	2 x 0,50	0,16	6,4	10,6	46
07760305	3 x 0,50	0,16	6,7	15,8	54
07760405	4 x 0,50	0,16	7,1	21,1	63
07760505	5 x 0,50	0,16	7,7	26,4	77
07760705	7 x 0,50	0,16	8,8	37,0	104
07761205	12 x 0,50	0,16	10,5	63,4	145
07761805	18 x 0,50	0,16	12,0	95,0	200
07762505	25 x 0,50	0,16	14,3	132,0	268
07763405	34 x 0,50	0,16	15,2	179,5	349
07765005	50 x 0,50	0,16	18,5	264,0	364
07766105	61 x 0,50	0,16	20,0	322,1	443
07760207	2 x 0,75	0,16	6,8	14,4	55
07760307	3 x 0,75	0,16	7,1	21,6	62
07760407	4 x 0,75	0,16	7,6	28,8	74
07760507	5 x 0,75	0,16	8,2	36,0	89
07760707	7 x 0,75	0,16	9,5	50,4	121
07761207	12 x 0,75	0,16	11,3	86,4	171
07761807	18 x 0,75	0,16	13,1	129,6	239
07762507	25 x 0,75	0,16	15,8	180,0	329
07763407	34 x 0,75	0,16	17,5	244,8	335
07765007	50 x 0,75	0,16	20,0	360,0	596
07766107	61 x 0,75	0,16	23,5	439,2	781
07760210	2 x 1,00	0,16	7,0	19,2	61
07760310	3 x 1,00	0,16	7,3	28,8	70
07760410	4 x 1,00	0,16	7,9	38,4	85
07760510	5 x 1,00	0,16	8,5	48,0	103
07760710	7 x 1,00	0,16	9,8	67,2	131
07761210	12 x 1,00	0,16	11,7	115,2	202
07761810	18 x 1,00	0,16	13,6	172,8	297
07762510	25 x 1,00	0,16	16,4	240,0	392
07763410	34 x 1,00	0,16	18,0	326,4	521
07765010	50 x 1,00	0,16	22,3	480,0	784
07766110	61 x 1,00	0,16	24,4	585,6	965
07760215	2 x 1,50	0,16	7,6	28,8	74

item no.	no. of cores x cross section n x mm ²	largest single wire ø mm	outer-ø ± 5% mm	copper figure kg/km	cable weight ≈ kg/km
07760315	3 x 1,50	0,16	8,0	43,2	90
07760415	4 x 1,50	0,16	8,6	57,6	109
07760515	5 x 1,50	0,16	9,3	72,0	134
07760715	7 x 1,50	0,16	10,8	100,8	184
07761215	12 x 1,50	0,16	12,9	172,8	269
07761815	18 x 1,50	0,16	15,1	259,2	392
07762515	25 x 1,50	0,16	18,3	360,0	529
07763415	34 x 1,50	0,16	20,4	489,6	695
07765015	50 x 1,50	0,16	24,8	720,0	1056
07766115	61 x 1,50	0,16	27,7	878,4	1282
07760225	2 x 2,50	0,16	9,2	48,0	110
07760325	3 x 2,50	0,16	9,7	72,0	136
07760425	4 x 2,50	0,16	10,5	96,0	168
07760525	5 x 2,50	0,16	11,5	120,0	202
07760725	7 x 2,50	0,16	13,5	168,0	269
07761225	12 x 2,50	0,16	16,6	288,0	436
07761825	18 x 2,50	0,16	19,9	432,0	637
07762525	25 x 2,50	0,16	25,4	600,0	922
07760340	3 x 4,00	0,16	11,8	115,2	207
07760440	4 x 4,00	0,16	11,9	153,6	246
07760540	5 x 4,00	0,16	13,1	192,0	298
07760740	7 x 4,00	0,16	16,6	268,8	413
07760360	3 x 6,00	0,21	13,4	172,8	302
07760460	4 x 6,00	0,21	14,5	230,4	368
07760560	5 x 6,00	0,21	16,0	288,0	457
07760461	4 x 10,0	0,21	17,9	384,0	600
07760561	5 x 10,0	0,21	19,7	480,0	749
07760462	4 x 16,0	0,21	20,9	614,4	856
07760562	5 x 16,0	0,21	24,2	768,0	1093
07760463	4 x 25,0	0,21	25,9	960,0	1328
07760563	5 x 25,0	0,21	28,5	1200,0	1620
07760464	4 x 35,0	0,21	29,2	1344,0	1733
07760564	5 x 35,0	0,21	32,3	1680,0	2113
07760465	4 x 50,0	0,21	34,3	1920,0	2469

Other dimensions and colours are possible on request.



Possible on request:

- with orange outer sheath and blue or red cores

Cable Track Cable

S 960 P blue

continuously flexible PUR control cable with numbered blue cores



Marking for S 960 P blue 37210715:

SAB BRÖCKSKES · D-VIERSEN · 37210715 7 x 1,5 mm² S 960 P blue 16 AWG/7c 37211607

AWM Style 21060 80°C 600V CSA AWM I/II A/B 80°C 600V FT1 FT2 CE

Construction:

Conductor:	bare copper strands acc. to IEC 60228, VDE 0295, class 6
Insulation:	PVC, TI2 acc. to EN 50363-3 + VDE 0207-363-3
Colour code:	blue cores with consecutive numbers acc. to EN 50334 + VDE 0293-334, green-yellow earth wire from 3 cores
Stranding:	specialy adjusted layering with non-woven tape over each layer
Sheath material:	PU acc. to UL 758 with mat surface
Sheath colour:	grey (RAL 7000)

Outstanding features:



- very good oil resistant
- very good chemical resistance
- high abrasion resistance
- very good flexibility

Technical Data:

Nominal voltage:	U ₀ /U 300/500 V	
Voltage UL/CSA:	600 V	
Testing voltage:	core/core 2000 V	
Min. bending radius <i>continuously flexible:</i>	7,5 x d	
Radiation resistance:	5 x 10 ⁷ cJ/kg	
Temperature range <i>fixed laying:</i> <i>flexible application:</i>	DIN VDE -40/+70 °C	UL/CSA: up to +80 °C +5/+70 °C
Fire performance:	flame retardant and self-extinguishing acc. to IEC 60332-1-2 + VDE 0482-332-1-2, UL VW-1, CSA FT1, FT2	
Oil resistance:	very good - oilrating 60 °C acc. to UL 758	
Chem. resistance:	good against acids, alkalines, solvents, hydraulic liquids etc.	
Absence of harmful substances:	acc. to RoHS directive of the European Union, see chapter N „Technical data“	

item no.	no. of cores x cross section n x mm ²	largest single wire ø mm	outer-ø ± 5% mm	copper figure kg/km	cable weight ≈ kg/km
37210205	2 x 0,50	0,16	6,4	10,6	46
37210305	3 x 0,50	0,16	6,7	15,8	54
37210405	4 x 0,50	0,16	7,1	21,1	63
37210505	5 x 0,50	0,16	7,7	26,4	77
37210705	7 x 0,50	0,16	8,8	37,0	104
37211205	12 x 0,50	0,16	10,5	63,4	145
37211805	18 x 0,50	0,16	12,0	95,0	200
37212505	25 x 0,50	0,16	14,3	132,0	268
37213405	34 x 0,50	0,16	15,2	179,5	349
37215005	50 x 0,50	0,16	18,5	264,0	364
37216105	61 x 0,50	0,16	20,0	322,1	443
37210207	2 x 0,75	0,16	6,8	14,4	55
37210307	3 x 0,75	0,16	7,1	21,6	62
37210407	4 x 0,75	0,16	7,6	28,8	74
37210507	5 x 0,75	0,16	8,2	36,0	89
37210707	7 x 0,75	0,16	9,5	50,4	121
37211207	12 x 0,75	0,16	11,3	86,4	171
37211807	18 x 0,75	0,16	13,1	129,6	239
37212507	25 x 0,75	0,16	15,8	180,0	329
37213407	34 x 0,75	0,16	17,5	244,8	335
37215007	50 x 0,75	0,16	20,2	360,0	596
37216107	61 x 0,75	0,16	23,5	439,2	781
37210210	2 x 1,00	0,16	7,0	19,2	61
37210310	3 x 1,00	0,16	7,3	28,8	70
37210410	4 x 1,00	0,16	7,9	38,4	85
37210510	5 x 1,00	0,16	8,5	48,0	103
37210710	7 x 1,00	0,16	9,8	67,2	131
37211210	12 x 1,00	0,16	11,7	115,2	202
37211810	18 x 1,00	0,16	13,6	172,8	297
37212510	25 x 1,00	0,16	16,4	240,0	392
37213410	34 x 1,00	0,16	18,0	326,4	521
37215010	50 x 1,00	0,16	22,3	480,0	784
37216110	61 x 1,00	0,16	24,4	585,6	965
37210215	2 x 1,50	0,16	7,6	28,8	74

item no.	no. of cores x cross section n x mm ²	largest single wire ø mm	outer-ø ± 5% mm	copper figure kg/km	cable weight ≈ kg/km
37210315	3 x 1,50	0,16	8,0	43,2	90
37210415	4 x 1,50	0,16	8,6	57,6	109
37210515	5 x 1,50	0,16	9,3	72,0	134
37210715	7 x 1,50	0,16	10,8	100,8	184
37211215	12 x 1,50	0,16	12,9	172,8	269
37211815	18 x 1,50	0,16	15,1	259,2	392
37212515	25 x 1,50	0,16	18,3	360,0	529
37213415	34 x 1,50	0,16	20,4	489,6	695
37215015	50 x 1,50	0,16	24,8	720,0	1056
37216115	61 x 1,50	0,16	27,7	878,4	1282
37210225	2 x 2,50	0,16	9,2	48,0	110
37210325	3 x 2,50	0,16	9,7	72,0	136
37210425	4 x 2,50	0,16	10,5	96,0	168
37210525	5 x 2,50	0,16	11,5	120,0	202
37210725	7 x 2,50	0,16	13,5	168,0	269
37211225	12 x 2,50	0,16	16,6	288,0	436
37211825	18 x 2,50	0,16	19,9	432,0	637
37212525	25 x 2,50	0,16	25,4	600,0	922
37210340	3 x 4,00	0,16	11,8	115,2	207
37210440	4 x 4,00	0,16	11,9	153,6	246
37210540	5 x 4,00	0,16	13,1	192,0	298
37210740	7 x 4,00	0,16	16,6	268,8	413
37210360	3 x 6,00	0,21	13,4	172,8	302
37210460	4 x 6,00	0,21	14,5	230,4	368
37210560	5 x 6,00	0,21	16,0	288,0	457
37210461	4 x 10,0	0,21	17,9	384,0	600
37210561	5 x 10,0	0,21	19,7	480,0	749
37210462	4 x 16,0	0,21	20,9	614,4	856
37210562	5 x 16,0	0,21	24,2	768,0	1093
37210463	4 x 25,0	0,21	25,9	960,0	1328
37210563	5 x 25,0	0,21	28,5	1200,0	1620
37210464	4 x 35,0	0,21	29,2	1344,0	1733
37210564	5 x 35,0	0,21	32,3	1680,0	2113
37210465	4 x 50,0	0,21	34,3	1920,0	2469

Other dimensions and colours are possible on request.



Possible on request:

- with orange outer sheath and black or red cores

Cable Track Cable

S 960 P red

continuously flexible PUR control cable with numbered red cores



Marking for S 960 P red 37200715:

SAB BRÖCKSKES · D-VIERSEN · 37200715 7 x 1,5 mm² S 960 P red 16 AWG/7c 37201607

AWM Style 21060 80°C 600V CSA AWM I/II A/B 80°C 600V FT1 FT2 CE

Construction:

Conductor:	bare copper strands acc. to IEC 60228, VDE 0295, class 6
Insulation:	PVC, TI2 acc. to EN 50363-3 + VDE 0207-363-3
Colour code:	red cores with consecutive numbers acc. to EN 50334 + VDE 0293-334, green-yellow earth wire from 3 cores
Stranding:	specially adjusted layering with non-woven tape over each layer
Sheath material:	PU acc. to UL 758 with mat surface
Sheath colour:	grey (RAL 7000)

Outstanding features:



- very good oil resistant
- very good chemical resistance
- high abrasion resistance
- very good flexibility

Technical Data:

Nominal voltage:	U ₀ /U 300/500 V	
Voltage UL/CSA:	600 V	
Testing voltage:	core/core 2000 V	
Min. bending radius <i>continuously flexible:</i>	7,5 x d	
Radiation resistance:	5 x 10 ⁷ cJ/kg	
Temperature range <i>fixed laying:</i> <i>flexible application:</i>	DIN VDE -40/+70 °C +5/+70 °C	UL/CSA: up to +80 °C
Fire performance:	flame retardant and self-extinguishing acc. to IEC 60332-1-2 + VDE 0482-332-1-2, UL VW-1, CSA FT1, FT2	
Oil resistance:	very good - oilrating 60 °C acc. to UL 758	
Chem. resistance:	good against acids, alkalines, solvents, hydraulic liquids etc.	
Absence of harmful substances:	acc. to RoHS directive of the European Union, see chapter N „Technical data“	

B
41

item no.	no. of cores x cross section n x mm ²	largest single wire ø mm	outer-ø ± 5% mm	copper figure kg/km	cable weight ≈ kg/km
37200205	2 x 0,50	0,16	6,4	10,6	46
37200305	3 x 0,50	0,16	6,7	15,8	54
37200405	4 x 0,50	0,16	7,1	21,1	63
37200505	5 x 0,50	0,16	7,7	26,4	77
37200705	7 x 0,50	0,16	8,8	37,0	104
37201205	12 x 0,50	0,16	10,5	63,4	145
37201805	18 x 0,50	0,16	12,0	95,0	200
37202505	25 x 0,50	0,16	14,3	132,0	268
37203405	34 x 0,50	0,16	15,2	179,5	349
37205005	50 x 0,50	0,16	18,5	264,0	364
37206105	61 x 0,50	0,16	20,0	322,1	443
37200207	2 x 0,75	0,16	6,8	14,4	55
37200307	3 x 0,75	0,16	7,1	21,6	62
37200407	4 x 0,75	0,16	7,6	28,8	74
37200507	5 x 0,75	0,16	8,2	36,0	89
37200707	7 x 0,75	0,16	9,5	50,4	121
37201207	12 x 0,75	0,16	11,3	86,4	171
37201807	18 x 0,75	0,16	13,1	129,6	239
37202507	25 x 0,75	0,16	15,8	180,0	329
37203407	34 x 0,75	0,16	17,5	244,8	335
37205007	50 x 0,75	0,16	20,2	360,0	596
37206107	61 x 0,75	0,16	23,5	439,2	781
37200210	2 x 1,00	0,16	7,0	19,2	61
37200310	3 x 1,00	0,16	7,3	28,8	70
37200410	4 x 1,00	0,16	7,9	38,4	85
37200510	5 x 1,00	0,16	8,5	48,0	103
37200710	7 x 1,00	0,16	9,8	67,2	131
37201210	12 x 1,00	0,16	11,7	115,2	202
37201810	18 x 1,00	0,16	13,6	172,8	297
37202510	25 x 1,00	0,16	16,4	240,0	392
37203410	34 x 1,00	0,16	18,0	326,4	521
37205010	50 x 1,00	0,16	22,3	480,0	784
37206110	61 x 1,00	0,16	24,4	585,6	965
37200215	2 x 1,50	0,16	7,6	28,8	74

item no.	no. of cores x cross section n x mm ²	largest single wire ø mm	outer-ø ± 5% mm	copper figure kg/km	cable weight ≈ kg/km
37200315	3 x 1,50	0,16	8,0	43,2	90
37200415	4 x 1,50	0,16	8,6	57,6	109
37200515	5 x 1,50	0,16	9,3	72,0	134
37200715	7 x 1,50	0,16	10,8	100,8	184
37201215	12 x 1,50	0,16	12,9	172,8	269
37201815	18 x 1,50	0,16	15,1	259,2	392
37202515	25 x 1,50	0,16	18,3	360,0	529
37203415	34 x 1,50	0,16	20,4	489,6	695
37205015	50 x 1,50	0,16	24,8	720,0	1056
37206115	61 x 1,50	0,16	27,7	878,4	1282
37200225	2 x 2,50	0,16	9,2	48,0	110
37200325	3 x 2,50	0,16	9,7	72,0	136
37200425	4 x 2,50	0,16	10,5	96,0	168
37200525	5 x 2,50	0,16	11,5	120,0	202
37200725	7 x 2,50	0,16	13,5	168,0	269
37201225	12 x 2,50	0,16	16,6	288,0	436
37201825	18 x 2,50	0,16	19,9	432,0	637
37202525	25 x 2,50	0,16	25,4	600,0	922
37200340	3 x 4,00	0,16	11,8	115,2	207
37200440	4 x 4,00	0,16	11,9	153,6	246
37200540	5 x 4,00	0,16	13,1	192,0	298
37200740	7 x 4,00	0,16	16,6	268,8	413
37200360	3 x 6,00	0,21	13,4	172,8	302
37200460	4 x 6,00	0,21	14,5	230,4	368
37200560	5 x 6,00	0,21	16,0	288,0	457
37200461	4 x 10,0	0,21	17,9	384,0	600
37200561	5 x 10,0	0,21	19,7	480,0	749
37200462	4 x 16,0	0,21	20,9	614,4	856
37200562	5 x 16,0	0,21	24,2	768,0	1093
37200463	4 x 25,0	0,21	25,9	960,0	1328
37200563	5 x 25,0	0,21	28,5	1200,0	1620
37200464	4 x 35,0	0,21	29,2	1344,0	1733
37200564	5 x 35,0	0,21	32,3	1680,0	2113
37200465	4 x 50,0	0,21	34,3	1920,0	2469

Other dimensions and colours are possible on request.



Possible on request:

- with orange outer sheath and black or blue cores



Cable Track Cable

SD 960 CP

continuously flexible PUR data cable with coloured cores and overall copper screen



Marking for SD 960 CP 07862501:

SAB BRÜCKSKES · D-VIERSEN · 07862501 25 x 0,14 mm² SD 960 CP 26 AWG/25c 07862625

AWM Style 20233 80°C 300V CSA AWM I/II A/B 80°C 300V FT1 FT2 CE

Construction:

Conductor:	bare copper strands, extra fine wires
Insulation:	PVC, TI2 acc. to EN 50363-3 + VDE 0207-363-3
Colour code:	acc. to colour code US 2, see chapter N „Technical data“
Stranding:	specially adjusted layering with non-woven tape over each layer
Wrapping:	non-woven tape
Screen:	tinned copper braiding
Wrapping:	non-woven tape
Sheath material:	PU acc. to UL 758 with mat surface
Sheath colour:	grey (RAL 7032)

Technical Data:

Peak operating voltage:	max. 350 V	
Voltage UL/CSA:	300 V	
Testing voltage:	core/core	1500 V
	core/screen	1200 V
Min. bending radius <i>continuously flexible:</i>	7,5 x d	
Radiation resistance:	5 x 10 ⁷ cJ/kg	
Temperature range	DIN VDE	UL/CSA: up to +80 °C
<i>fixed laying:</i>	-30/+70 °C	
<i>flexible application:</i>	-5/+70 °C	
Fire performance:	flame retardant and self-extinguishing acc. to UL FT1, CSA FT1, FT2	
Oil resistance:	very good - oilrating 60 °C acc. to UL 758	
Chem. resistance:	good against acids, alkalines, solvents, hydraulic liquids etc.	
Absence of harmful substances:	acc. to RoHS directive of the European Union, see chapter N „Technical data“	

Outstanding features:



- very good EMC characteristics
- high abrasion resistance
- very good flexibility

item no.	no. of cores x cross section n x mm ²	largest single wire ø mm	outer-ø ± 5% mm	copper figure kg/km	cable weight ≈ kg/km
07860201	2 x 0,14	0,11	5,0	16,5	31
07860301	3 x 0,14	0,11	5,2	17,9	33
07860401	4 x 0,14	0,11	5,6	19,4	38
07860501	5 x 0,14	0,11	6,0	22,7	45
07860701	7 x 0,14	0,11	6,8	27,1	56
07861001	10 x 0,14	0,11	7,7	34,9	68
07861401	14 x 0,14	0,11	8,9	41,9	88
07861801	18 x 0,14	0,11	9,1	50,5	102
07862501	25 x 0,14	0,11	11,2	81,5	147
07860202	2 x 0,25	0,11	5,3	18,7	33
07860302	3 x 0,25	0,11	5,6	21,2	39
07860402	4 x 0,25	0,11	5,9	25,5	45
07860502	5 x 0,25	0,11	6,4	28,1	53
07860702	7 x 0,25	0,11	8,1	36,5	81

item no.	no. of cores x cross section n x mm ²	largest single wire ø mm	outer-ø ± 5% mm	copper figure kg/km	cable weight ≈ kg/km
07861002	10 x 0,25	0,11	9,0	49,8	89
07861402	14 x 0,25	0,11	9,6	61,9	111
07861802	18 x 0,25	0,11	9,8	72,4	129
07862502	25 x 0,25	0,11	12,1	114,5	187
07860203	2 x 0,34	0,11	5,5	20,5	36
07860303	3 x 0,34	0,11	5,8	23,9	42
07860403	4 x 0,34	0,11	6,2	29,1	50
07860503	5 x 0,34	0,11	6,6	34,0	59
07860703	7 x 0,34	0,11	7,6	44,2	73
07861003	10 x 0,34	0,11	9,4	70,8	122
07861403	14 x 0,34	0,11	10,0	86,8	154
07861803	18 x 0,34	0,11	10,5	106,4	161
07862503	25 x 0,34	0,11	12,7	141,2	215

Other dimensions and colours are possible on request.

Possible on request:

- in dimensions
0,50 mm² and 0,75 mm²
- with orange outer sheath
and coloured cores
with reference to DIN 47100



Cable Track Cable

S 960 CP

continuously flexible PUR control cable with numbered cores and overall copper screen



Marking for S 960 CP 07861215:

SAB BRÜCKSKES · D-VIERSEN · 07861215 12 x 1,5 mm² S 960 CP 16 AWG/12c 07861612

AWM Style 21060 80°C 600V CSA AWM I/II A/B 80°C 600V FT1 FT2 CE

Construction:	
Conductor:	bare copper strands acc. to IEC 60228, VDE 0295, class 6
Insulation:	PVC, TI2 acc. to EN 50363-3 + VDE 0207-363-3
Colour code:	black cores with consecutive numbers acc. to EN 50334 + VDE 0293-334, green-yellow earth wire from 3 cores
Stranding:	specially adjusted layering with non-woven tape over each layer
Inner sheath:	special PVC
Screen:	tinned copper braiding
Wrapping:	non-woven tape
Sheath material:	PU acc. to UL 758 with mat surface
Sheath colour:	grey (RAL 7000)

Technical Data:	
Nominal voltage:	U ₀ /U 300/500 V
Voltage UL/CSA:	600 V
Testing voltage:	core/core 3000 V core/screen 2000 V
Min. bending radius continuously flexible:	7,5 x d
Radiation resistance:	5 x 10 ⁷ cJ/kg
Temperature range	DIN VDE UL/CSA: up to +80 °C
fixed laying:	-40/+70 °C
flexible application:	+5/+70 °C
Fire performance:	flame retardant and self-extinguishing acc. to IEC 60332-1-2 + VDE 0482-332-1-2, UL VW-1, CSA FT1, FT2
Oil resistance:	very good - oilrating 60 °C acc. to UL 758
Chem. resistance:	good against acids, alkalines, solvents, hydraulic liquids etc.
Absence of harmful substances:	acc. to RoHS directive of the European Union, see chapter N „Technical data“

B
43

Outstanding features:

- very good EMC characteristics
- high abrasion resistance
- very good flexibility

item no.	no. of cores x cross section n x mm ²	largest single wire ø mm	outer-ø ± 5% mm	copper figure kg/km	cable weight ≈ kg/km
07860205	2 x 0,50	0,16	8,4	31,0	86
07860305	3 x 0,50	0,16	8,7	38,8	96
07860405	4 x 0,50	0,16	9,1	43,0	108
07860505	5 x 0,50	0,16	9,7	50,2	125
07860705	7 x 0,50	0,16	10,8	62,8	161
07861205	12 x 0,50	0,16	12,9	117,1	231
07861805	18 x 0,50	0,16	14,6	172,4	314
07862505	25 x 0,50	0,16	16,9	230,2	402
07863005	30 x 0,50	0,16	16,9	253,8	418
07863605	36 x 0,50	0,16	18,0	284,0	455
07860207	2 x 0,75	0,16	8,8	38,1	97
07860307	3 x 0,75	0,16	9,1	45,4	106
07860407	4 x 0,75	0,16	9,6	55,0	121
07860507	5 x 0,75	0,16	10,2	65,0	140
07860707	7 x 0,75	0,16	11,6	98,3	182
07861207	12 x 0,75	0,16	13,7	146,3	260
07861807	18 x 0,75	0,16	15,9	227,3	369
07862507	25 x 0,75	0,16	18,6	292,0	478
07863007	30 x 0,75	0,16	18,7	344,5	558
07863607	36 x 0,75	0,16	20,3	385,1	611
07860210	2 x 1,00	0,16	9,0	42,9	104
07860310	3 x 1,00	0,16	9,3	52,6	115
07860410	4 x 1,00	0,16	9,8	64,7	133
07860510	5 x 1,00	0,16	10,5	77,1	155
07860710	7 x 1,00	0,16	12,0	121,3	206
07861210	12 x 1,00	0,16	14,3	200,9	311
07861810	18 x 1,00	0,16	16,4	271,1	429
07862510	25 x 1,00	0,16	19,2	364,1	553
07863010	30 x 1,00	0,16	19,4	418,8	643
07863610	36 x 1,00	0,16	22,5	484,2	789
07860215	2 x 1,50	0,16	9,6	55,0	122
07860315	3 x 1,50	0,16	9,9	69,5	138
07860415	4 x 1,50	0,16	10,6	86,8	163

item no.	no. of cores x cross section n x mm ²	largest single wire ø mm	outer-ø ± 5% mm	copper figure kg/km	cable weight ≈ kg/km
07860515	5 x 1,50	0,16	11,5	119,8	202
07860715	7 x 1,50	0,16	13,2	148,5	263
07861215	12 x 1,50	0,16	15,8	270,4	399
07861815	18 x 1,50	0,16	17,9	370,3	540
07862515	25 x 1,50	0,16	22,5	498,6	770
07863015	30 x 1,50	0,16	22,7	568,9	892
07863615	36 x 1,50	0,16	24,6	684,8	1012
07860225	2 x 2,50	0,16	11,4	95,7	180
07860325	3 x 2,50	0,16	11,9	126,0	211
07860425	4 x 2,50	0,16	12,9	155,5	254
07860525	5 x 2,50	0,16	14,1	205,5	322
07860725	7 x 2,50	0,16	16,4	266,3	426
07861225	12 x 2,50	0,16	19,5	412,5	592
07861825	18 x 2,50	0,16	24,1	573,9	946
07862525	25 x 2,50	0,16	28,1	783,5	1232
07860340	3 x 4,00	0,16	13,0	174,7	276
07860440	4 x 4,00	0,16	14,2	239,2	357
07860540	5 x 4,00	0,16	15,7	289,5	441
07860740	7 x 4,00	0,16	18,0	380,0	530
07860360	3 x 6,00	0,21	15,9	270,5	411
07860460	4 x 6,00	0,21	16,9	340,2	484
07860560	5 x 6,00	0,21	18,5	399,9	585
07860760	7 x 6,00	0,21	23,3	543,7	834
07860361	3 x 10,0	0,21	19,3	411,4	640
07860461	4 x 10,0	0,21	20,2	509,7	736
07860561	5 x 10,0	0,21	23,5	620,5	941
07860362	3 x 16,0	0,21	24,1	599,6	902
07860462	4 x 16,0	0,21	24,9	781,5	1155
07860562	5 x 16,0	0,21	27,0	940,3	1297
07860463	4 x 25,0	0,21	28,9	1137,2	1580
07860563	5 x 25,0	0,21	31,7	1402,6	1876
07860464	4 x 35,0	0,21	32,4	1549,3	2031

Other dimensions and colours are possible on request.



Possible on request:

- with orange outer sheath




Cable Track Cable

SD 960 CP TP

continuously flexible paired PUR data cable with coloured cores and overall copper screen



WM I/II A/B 80°C 300V FT1 FT2 CE



Marking for SD 960 CP TP 07870725:

SAB BRÜCKSKES · D-VIERSEN · 07870525 5 x 2 x 0,25 mm² SD 960 CP TP 24 AWG/5pr 07872405

AWM Style 20549 80°C 300V CSA AWM I/II A/B 80°C 300V FT1 FT2 CE

Construction:

Conductor:	bare copper strands, extra fine wires
Insulation:	PVC, TI2 acc. to EN 50363-3 + VDE 0207-363-3
Colour code:	acc. to colour code US 3, see chapter N „Technical data“
Stranding:	cores twisted to pairs, pairs twisted in specially adjusted layering with one non-woven tape over the outer layer
Screen:	tinned copper braiding
Wrapping:	non-woven tape
Sheath material:	PU acc. to UL 758 with mat surface
Sheath colour:	grey (RAL 7032)

Technical Data:

Peak operating voltage:	max. 350 V	
Voltage UL/CSA:	300 V	
Testing voltage:	core/core	1500 V
	core/screen	1200 V
Min. bending radius <i>continuously flexible:</i>	7,5 x d	
Radiation resistance:	5 x 10 ⁷ cJ/kg	
Temperature range	DIN VDE	UL/CSA: up to +80 °C
<i>fixed laying:</i>	-30/+70 °C	
<i>flexible application:</i>	-5/+70 °C	
Fire performance:	flame retardant and self-extinguishing acc. to UL FT1, CSA FT1, FT2	
Oil resistance:	very good - oilrating 60 °C acc. to UL 758	
Chem. resistance:	good against acids, alkalines, solvents, hydraulic liquids etc.	
Absence of harmful substances:	acc. to RoHS directive of the European Union, see chapter N „Technical data“	

Outstanding features:



- very good EMC characteristics
- very good flexibility
- high abrasion resistance

item no.	no. of pairs x cross section n x 2 x mm ²	largest single wire ø mm	outer-ø ± 10% mm	copper figure kg/km	cable weight ≈ kg/km
07870214	2 x 2 x 0,14	0,11	6,4	19,3	46
07870314	3 x 2 x 0,14	0,11	6,8	25,0	52
07870414	4 x 2 x 0,14	0,11	7,9	31,2	64
07870514	5 x 2 x 0,14	0,11	8,5	34,1	75
07870714	7 x 2 x 0,14	0,11	9,0	41,6	116
07871014	10 x 2 x 0,14	0,11	10,6	68,3	125
07871414	14 x 2 x 0,14	0,11	12,6	89,3	169
07871814	18 x 2 x 0,14	0,11	14,1	122,6	236
07872514	25 x 2 x 0,14	0,11	16,2	152,3	292
07870225	2 x 2 x 0,25	0,11	6,8	25,0	52
07870325	3 x 2 x 0,25	0,11	7,5	32,9	63
07870425	4 x 2 x 0,25	0,11	8,4	39,8	76
07870525	5 x 2 x 0,25	0,11	9,2	46,8	93
07870725	7 x 2 x 0,25	0,11	9,8	58,9	121
07871025	10 x 2 x 0,25	0,11	11,9	95,1	165
07871425	14 x 2 x 0,25	0,11	14,3	141,5	238
07871825	18 x 2 x 0,25	0,11	15,6	170,9	301
07872525	25 x 2 x 0,25	0,11	17,6	216,0	370
07870234	2 x 2 x 0,34	0,11	7,1	30,1	59
07870334	3 x 2 x 0,34	0,11	7,7	38,1	69
07870434	4 x 2 x 0,34	0,11	8,9	48,8	86
07870534	5 x 2 x 0,34	0,11	9,6	57,8	101
07870734	7 x 2 x 0,34	0,11	10,5	87,0	150

item no.	no. of pairs x cross section n x 2 x mm ²	largest single wire ø mm	outer-ø ± 10% mm	copper figure kg/km	cable weight ≈ kg/km
07871034	10 x 2 x 0,34	0,11	12,5	116,9	188
07871434	14 x 2 x 0,34	0,11	15,1	175,7	274
07871834	18 x 2 x 0,34	0,11	16,4	202,8	329
07872534	25 x 2 x 0,34	0,11	18,6	260,3	424
07870250	2 x 2 x 0,50	0,11	7,7	37,8	75
07870350	3 x 2 x 0,50	0,11	8,5	49,5	86
07870450	4 x 2 x 0,50	0,11	9,7	63,6	109
07870550	5 x 2 x 0,50	0,11	10,7	89,4	151
07870750	7 x 2 x 0,50	0,11	11,9	114,3	183
07871050	10 x 2 x 0,50	0,11	14,3	170,3	266
07871450	14 x 2 x 0,50	0,11	16,7	229,5	357
07871850	18 x 2 x 0,50	0,11	18,1	269,3	458
07872550	25 x 2 x 0,50	0,11	20,5	349,1	560
07870275	2 x 2 x 0,75	0,11	8,6	51,5	91
07870375	3 x 2 x 0,75	0,11	9,5	68,4	108
07870475	4 x 2 x 0,75	0,11	11,2	104,5	151
07870575	5 x 2 x 0,75	0,11	12,4	123,5	193
07870775	7 x 2 x 0,75	0,11	14,0	174,9	278
07871075	10 x 2 x 0,75	0,11	16,3	219,8	332
07871475	14 x 2 x 0,75	0,11	19,1	309,1	455
07871875	18 x 2 x 0,75	0,11	20,8	378,7	572
07872575	25 x 2 x 0,75	0,11	24,8	504,6	791

Other dimensions and colours are possible on request.



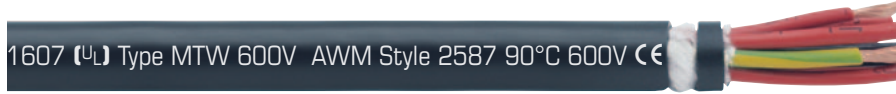
Possible on request:

- with coloured cores
with reference to DIN 47100

Cable Track Cable

S 965 MTW Typ MTW

continuously flexible PVC control cable and Machine-Tool Cable with numbered red cores



Marking for S 965 MTW 37270715:

SAB BRÜCKSKES · D-VIERSEN · 37270715 7 x 1,5 mm² S 965 MTW 16 AWG/7c 37271607 (UL) Type MTW 600V AWM Style 2587 90°C 600V CE

Construction:	
Conductor:	bare copper strands acc. to IEC 60228, VDE 0295, class 6
Insulation:	special formulated PVC
Colour code:	red cores with consecutive numbers acc. to EN 50334 + VDE 0293-334, green-yellow earth wire from 3 cores
Stranding:	specially adjusted layering with non-woven tape over each layer
Sheath material:	special oil resistant PVC
Sheath colour:	black (RAL 9005)

Technical Data:	
Nominal voltage:	U ₀ /U 300/500 V
Voltage UL/(UL):	600 V
Testing voltage:	core/core 3000 V
Min. bending radius continuously flexible:	7,5 x d
Radiation resistance:	8 x 10 ⁷ cJ/kg
Temperature range fixed laying: flexible application:	DIN VDE UL/(UL): up to +90 °C -40/+70 °C +5/+70 °C
Fire performance:	flame retardant and self-extinguishing acc. to IEC 60332-1-2 + VDE 0482-332-1-2, UL VW-1
Oil resistance:	very good - TM5 acc. to EN 50363-3 + VDE 0207-363-3
Absence of harmful substances:	acc. to RoHS directive of the European Union, see chapter N „Technical data“

Outstanding features:	
	● very good flexibility
	● reinforced outer sheath
	● oil resistant
	● NFPA 79 for industrial machinery

item no.	no. of cores x cross section n x mm ²	largest single wire ø mm	outer-ø mm	copper figure kg/km	cable weight ≈ kg/km
37270205	2 x 0,50	0,16	7,8	9,6	69
37270305	3 x 0,50	0,16	8,1	14,4	81
37270405	4 x 0,50	0,16	8,8	19,2	96
37270505	5 x 0,50	0,16	9,6	24,0	113
37270705	7 x 0,50	0,16	11,1	33,6	160
37271205	12 x 0,50	0,16	14,1	57,6	241
37271805	18 x 0,50	0,16	16,3	86,4	337
37272505	25 x 0,50	0,16	19,8	120,0	452
37273405	34 x 0,50	0,16	22,7	163,2	622
37275005	50 x 0,50	0,16	26,7	240,0	857
37276105	61 x 0,50	0,16	29,4	292,8	1052
37270207	2 x 0,75	0,16	8,2	14,4	77
37270307	3 x 0,75	0,16	8,6	21,6	91
37270407	4 x 0,75	0,16	9,3	28,8	109
37270507	5 x 0,75	0,16	10,1	36,0	132
37270707	7 x 0,75	0,16	11,8	50,4	182
37271207	12 x 0,75	0,16	14,9	86,4	273
37271807	18 x 0,75	0,16	17,3	129,6	384
37272507	25 x 0,75	0,16	21,2	180,0	527
37273407	34 x 0,75	0,16	24,1	244,8	710
37275007	50 x 0,75	0,16	28,6	360,0	997
37276107	61 x 0,75	0,16	31,5	439,2	1223
37270210	2 x 1,00	0,16	8,4	19,2	84
37270310	3 x 1,00	0,16	8,8	28,8	100
37270410	4 x 1,00	0,16	9,5	38,4	121
37270510	5 x 1,00	0,16	10,4	48,0	147
37270710	7 x 1,00	0,16	12,2	67,2	205
37271210	12 x 1,00	0,16	15,4	115,2	308
37271810	18 x 1,00	0,16	18,0	172,8	444
37272510	25 x 1,00	0,16	22,3	240,0	623
37273410	34 x 1,00	0,16	24,8	326,4	807
37275010	50 x 1,00	0,16	29,6	480,0	1149
37276110	61 x 1,00	0,16	32,6	585,6	1407
37270215	2 x 1,50	0,16	9,0	28,8	100
37270315	3 x 1,50	0,16	9,4	43,2	122
37270415	4 x 1,50	0,16	10,2	57,6	148

item no.	no. of cores x cross section n x mm ²	largest single wire ø mm	outer-ø mm	copper figure kg/km	cable weight ≈ kg/km
37270515	5 x 1,50	0,16	11,2	72,0	182
37270715	7 x 1,50	0,16	13,4	100,8	264
37271215	12 x 1,50	0,16	16,6	172,8	385
37271815	18 x 1,50	0,16	19,7	259,2	568
37272515	25 x 1,50	0,16	24,2	360,0	782
37273415	34 x 1,50	0,16	27,2	489,6	1038
37275015	50 x 1,50	0,16	32,5	720,0	1486
37276115	61 x 1,50	0,16	35,8	878,4	1820
37270225	2 x 2,50	0,16	10,2	48,0	133
37270325	3 x 2,50	0,16	10,7	72,0	166
37270425	4 x 2,50	0,16	11,7	96,0	204
37270525	5 x 2,50	0,16	12,9	120,0	255
37270725	7 x 2,50	0,16	15,8	168,0	378
37271225	12 x 2,50	0,16	19,5	288,0	558
37271825	18 x 2,50	0,16	23,4	432,0	838
37272525	25 x 2,50	0,16	28,4	600,0	1132
37270340	3 x 4,00	0,16	12,1	115,2	227
37270440	4 x 4,00	0,16	13,1	153,6	280
37270540	5 x 4,00	0,16	15,1	192,0	368
37270740	7 x 4,00	0,16	17,9	268,8	525
37270360	3 x 6,00	0,21	14,3	172,8	320
37270460	4 x 6,00	0,21	15,5	230,4	396
37270560	5 x 6,00	0,21	17,1	288,0	493
37270760	7 x 6,00	0,21	20,7	403,2	722
37270361	3 x 10,0	0,21	18,0	288,0	497
37270461	4 x 10,0	0,21	19,9	384,0	641
37270561	5 x 10,0	0,21	22,6	480,0	839
37270362	3 x 16,0	0,21	23,2	460,8	793
37270462	4 x 16,0	0,21	25,5	614,4	1014
37270562	5 x 16,0	0,21	28,5	768,0	1303
37270463	4 x 25,0	0,21	28,8	960,0	1390
37270563	5 x 25,0	0,21	32,3	1200,0	1790
37270464	4 x 35,0	0,21	32,9	1334,0	1880
37270564	5 x 35,0	0,21	36,9	1680,0	2416
37270465	4 x 50,0	0,21	42,0	1920,0	2835

Other dimensions and colours are possible on request.



Possible on request:

- with grey outer sheath and black cores

Cable Track Cable

S 965 MTW CY Typ MTW

continuously flexible PVC control cable and Machine-Tool Cable
with numbered red cores and overall copper screen



Marking for S 965 MTW CY 37280715:

SAB BRÜCKSKES · D-VIERSEN · 37280715 7 x 1,5 mm² S 965 MTW CY 16 AWG/7c 37281607 (U) Type MTW 600V AWM Style 2587 90°C 600V CE

Construction:

Conductor:	bare copper strands acc. to IEC 60228, VDE 0295, class 6
Insulation:	special formulated PVC
Colour code:	red cores with consecutive numbers acc. to EN 50334 + VDE 0293-334, green-yellow earth wire from 3 cores
Stranding:	specially adjusted layering with non-woven tape over each layer
Inner sheath:	special formulated PVC
Screen:	tinned copper braiding
Wrapping:	non-woven tape
Sheath material:	special oil resistant PVC
Sheath colour:	black (RAL 9005)

Technical Data:

Nominal voltage:	U ₀ /U 300/500 V	
Voltage UL/(UL):	600 V	
Testing voltage:	core/core	3000 V
	core/screen	2000 V
Min. bending radius <i>continuously flexible:</i>	7,5 x d	
Radiation resistance:	8 x 10 ⁷ cJ/kg	
Temperature range <i>fixed laying:</i>	DIN VDE	UL/(UL): up to +90 °C
<i>flexible application:</i>	-40/+70 °C +5/+70 °C	
Fire performance:	flame retardant and self-extinguishing acc. to IEC 60332-1-2 + VDE 0482-332-1-2, UL VW-1	
Oil resistance:	very good - TM5 acc. to EN 50363-3 + VDE 0207-363-3	
Absence of harmful substances:	acc. to RoHS directive of the European Union, see chapter N „Technical data“	

Outstanding features:

- very good EMC characteristics
- very good flexibility
- oil resistant
- NFPA 79 for industrial machinery

item no.	no. of cores x cross section n x mm ²	largest single wire ø mm	outer-ø mm	copper figure kg/km	cable weight ≈ kg/km
37280205	2 x 0,50	0,16	9,9	36,2	122
37280305	3 x 0,50	0,16	10,4	60,0	149
37280405	4 x 0,50	0,16	11,1	65,9	168
37280505	5 x 0,50	0,16	12,0	76,2	198
37280705	7 x 0,50	0,16	14,3	95,2	279
37281205	12 x 0,50	0,16	16,8	157,4	378
37281805	18 x 0,50	0,16	19,6	201,3	520
37282505	25 x 0,50	0,16	23,4	257,6	688
37280207	2 x 0,75	0,16	10,5	60,2	146
37280307	3 x 0,75	0,16	10,9	68,0	162
37280407	4 x 0,75	0,16	11,6	80,6	186
37280507	5 x 0,75	0,16	12,7	95,8	226
37280707	7 x 0,75	0,16	15,0	117,4	309
37281207	12 x 0,75	0,16	17,8	197,1	430
37281807	18 x 0,75	0,16	20,8	260,4	594
37282507	25 x 0,75	0,16	23,4	336,7	770
37280210	2 x 1,00	0,16	10,7	65,3	154
37280310	3 x 1,00	0,16	11,3	75,5	172
37280410	4 x 1,00	0,16	11,8	90,5	199
37280510	5 x 1,00	0,16	13,0	108,3	243
37280710	7 x 1,00	0,16	15,3	134,7	331
37281210	12 x 1,00	0,16	18,3	227,2	468
37281810	18 x 1,00	0,16	21,3	305,2	650
37282510	25 x 1,00	0,16	25,5	399,0	866
37280215	2 x 1,50	0,16	11,3	75,8	173
37280315	3 x 1,50	0,16	11,7	95,1	200
37280415	4 x 1,50	0,16	12,8	117,6	243

item no.	no. of cores x cross section n x mm ²	largest single wire ø mm	outer-ø mm	copper figure kg/km	cable weight ≈ kg/km
37280515	5 x 1,50	0,16	14,4	133,7	302
37280715	7 x 1,50	0,16	16,5	199,8	413
37281215	12 x 1,50	0,16	19,9	288,5	571
37281815	18 x 1,50	0,16	23,3	396,5	803
37282515	25 x 1,50	0,16	27,6	526,6	1053
37280225	2 x 2,50	0,16	12,8	108,0	228
37280325	3 x 2,50	0,16	13,5	132,9	270
37280425	4 x 2,50	0,16	14,9	158,6	328
37280525	5 x 2,50	0,16	16,0	188,7	387
37280725	7 x 2,50	0,16	18,9	281,6	549
37281225	12 x 2,50	0,16	23,1	424,6	791
37281825	18 x 2,50	0,16	26,8	595,4	1102
37282525	25 x 2,50	0,16	32,3	799,6	1488
37280340	3 x 4,00	0,16	15,2	182,6	352
37280440	4 x 4,00	0,16	16,4	252,3	434
37280540	5 x 4,00	0,16	18,0	303,2	526
37280360	3 x 6,00	0,21	17,0	273,1	459
37280460	4 x 6,00	0,21	18,4	342,5	557
37280560	5 x 6,00	0,21	20,4	418,2	691
37280461	4 x 10,0	0,21	23,5	522,0	873
37280561	5 x 10,0	0,21	25,8	640,2	1084
37280462	4 x 16,0	0,21	29,0	801,5	1309
37280562	5 x 16,0	0,21	32,4	968,1	1660
37280463	4 x 25,0	0,21	32,7	1161,5	1745
37280563	5 x 25,0	0,21	36,0	1424,9	2175
37280464	4 x 35,0	0,21	37,0	1527,6	2301
37280465	4 x 50,0	0,21	46,3	2187,3	3374

Other dimensions and colours are possible on request.



Possible on request:

- with grey outer sheath and black cores

Cable Track Cable

SD 980 P

continuously flexible TPE/PUR data cable with coloured cores



Marking for SD 980 P 77742501:

SAB BRÖCKSKES · D-VIERSEN · 77742501 25 x 0,14 mm² SD 980 P 26 AWG/25c 77742625

AWM Style 21198 80°C 300V CSA AWM I/II A/B 80°C 300V FT1 FT2 CE

Construction:

Conductor:	bare copper strands, extra fine wires
Insulation:	TPE
Colour code:	with reference to DIN 47100
Stranding:	specially adjusted layering with netting tape over each layer and one additional non-woven tape over the outer layer
Sheath material:	PUR, TMPU acc. to EN 50363-10-2 + VDE 0207-363-10-2 with mat surface
Sheath colour:	grey (RAL 7032)

Technical Data:

Peak operating voltage:	max. 350 V	
Voltage UL/CSA:	300 V	
Testing voltage:	core/core 2000 V	
Min. bending radius <i>continuously flexible:</i>	7,5 x d	
Radiation resistance:	5 x 10 ⁷ cJ/kg	
Temperature range <i>fixed laying:</i> <i>flexible application:</i>	DIN VDE -50/+90 °C -40/+90 °C	UL/CSA: up to +80 °C
Halogen-free:	acc. to IEC 60754-1 + VDE 0482-754-1	
Fire performance:	flame retardant and self-extinguishing acc. to IEC 60332-1-2 + VDE 0482-332-1-2, CSA FT1 (acc. to dimension), FT2	
Oil resistance:	very good - TMPU acc. to EN 50363-10-2 + VDE 0207-363-10-2	
Chem. resistance:	good against acids, alkalines, solvents, hydraulic liquids etc.	
Continuous flexibility:	very good	
Absence of harmful substances:	acc. to RoHS directive of the European Union, see chapter N „Technical data“	

Outstanding features:



- **PWIS uncritical**
(PWIS = paint-wetting impairment substances)
- **halogen-free**
- **flexible at low temperatures**
- **travel > 10 m is possible**
- **high abrasion resistance**
- **small bending radius**

item no.	no. of cores x cross section n x mm ²	largest single wire ø mm	outer-ø ± 5% mm	copper figure kg/km	cable weight ≈ kg/km
77740301	3 x 0,14	0,11	3,8	4,0	16
77740401	4 x 0,14	0,11	4,1	5,4	19
77740501	5 x 0,14	0,11	4,5	6,7	23
77740701	7 x 0,14	0,11	4,9	9,4	28
77741001	10 x 0,14	0,11	5,6	13,4	36
77741401	14 x 0,14	0,11	6,0	18,8	45
77741801	18 x 0,14	0,11	6,6	24,2	54
77742501	25 x 0,14	0,11	7,6	33,6	71
77740302	3 x 0,25	0,11	4,2	7,2	21
77740402	4 x 0,25	0,11	4,4	9,6	25
77740502	5 x 0,25	0,11	4,8	12,0	30
77740702	7 x 0,25	0,11	5,4	16,8	37

item no.	no. of cores x cross section n x mm ²	largest single wire ø mm	outer-ø ± 5% mm	copper figure kg/km	cable weight ≈ kg/km
77741002	10 x 0,25	0,11	6,2	24,0	49
77741402	14 x 0,25	0,11	6,6	33,6	62
77741802	18 x 0,25	0,11	7,3	43,2	77
77742502	25 x 0,25	0,11	8,6	60,0	102
77740303	3 x 0,34	0,11	4,4	9,8	24
77740403	4 x 0,34	0,11	4,7	13,1	29
77740503	5 x 0,34	0,11	5,2	16,3	35
77740703	7 x 0,34	0,11	5,8	22,8	44
77741003	10 x 0,34	0,11	6,6	32,6	59
77741403	14 x 0,34	0,11	7,1	45,7	75
77741803	18 x 0,34	0,11	7,8	58,8	93
77742503	25 x 0,34	0,11	9,2	81,6	124

Other dimensions and colours are possible on request.



Possible on request:

- in dimensions
0,50 mm² and 0,75 mm²
- with coloured cores
acc. to colour code US 2

Cable Track Cable

S 980 P

continuously flexible TPE/PUR control cable with numbered cores



Marking for S 980 P 77741807:

SAB BRÖCKSKES · D-VIERSEN · 77741812 S 980 P 12 x 0,50 mm² 20 AWG/12c 77742012

AWM Style 21060 80°C 600V CSA AWM I/II A/B 80°C 600V FT1 FT2 CE

Construction:

Conductor:	bare copper strands acc. to IEC 60228, VDE 0295, class 6
Insulation:	TPE
Colour code:	black cores with consecutive numbers acc. to EN 50334 + VDE 0293-334, green-yellow earth wire from 3 cores
Stranding:	specially adjusted layering with netting tape over each layer and one additional non-woven tape over the outer layer
Sheath material:	PUR, TMPU acc. to EN 50363-10-2 + VDE 0207-363-10-2 with mat surface
Sheath colour:	grey (RAL 7000)

Outstanding features:



- PWIS uncritical
(PWIS = paint-wetting impairment substances)
- halogen-free
- flexible at low temperatures
- travel > 10 m is possible
- high abrasion resistance
- small bending radius

Technical Data:

Nominal voltage:	U ₀ /U 300/500 V	
Voltage UL/CSA:	600 V	
Testing voltage:	core/core 2000 V	
Min. bending radius <i>continuously flexible:</i>	7,5 x d	
Radiation resistance:	5 x 10 ⁷ cJ/kg	
Temperature range <i>fixed laying:</i> <i>flexible application:</i>	DIN VDE -50/+90 °C -40/+90 °C	UL/CSA: up to +80 °C
Halogen-free:	acc. to IEC 60754-1 + VDE 0482-754-1	
Fire performance:	flame retardant and self-extinguishing acc. to IEC 60332-1-2 + VDE 0482-332-1-2, CSA FT1, FT2	
Oil resistance:	very good - TMPU acc. to EN 50363-10-2 + VDE 0207-363-10-2	
Chem. resistance:	good against acids, alkalines, solvents, hydraulic liquids etc.	
Continuous flexibility:	very good	
Absence of harmful substances:	acc. to RoHS directive of the European Union, see chapter N „Technical data“	

item no.	no. of cores x cross section n x mm ²	largest single wire ø mm	outer-ø ± 5% mm	copper figure kg/km	cable weight ≈ kg/km
77740305	3 x 0,50	0,16	6,6	14,4	52
77740405	4 x 0,50	0,16	7,1	19,2	61
77740505	5 x 0,50	0,16	7,8	24,0	72
77740705	7 x 0,50	0,16	8,9	33,6	93
77741205	12 x 0,50	0,16	10,5	57,6	139
77741805	18 x 0,50	0,16	12,1	86,4	192
77742505	25 x 0,50	0,16	14,3	120,0	255
77743405	34 x 0,50	0,16	16,2	163,2	338
77745005	50 x 0,50	0,16	18,8	240,0	474
77746105	61 x 0,50	0,16	21,0	292,8	583
77740307	3 x 0,75	0,16	7,1	21,6	60
77740407	4 x 0,75	0,16	7,6	28,8	71
77740507	5 x 0,75	0,16	8,4	36,0	85
77740707	7 x 0,75	0,16	9,6	50,4	109
77741207	12 x 0,75	0,16	11,2	86,4	164
77741807	18 x 0,75	0,16	13,3	129,6	230
77742507	25 x 0,75	0,16	15,7	180,0	312
77743407	34 x 0,75	0,16	17,7	244,8	405
77745007	50 x 0,75	0,16	20,7	360,0	579
77746107	61 x 0,75	0,16	24,0	439,2	752
77740310	3 x 1,00	0,16	7,3	28,8	68
77740410	4 x 1,00	0,16	7,9	38,4	83
77740510	5 x 1,00	0,16	8,6	48,0	98
77740710	7 x 1,00	0,16	10,0	67,2	128
77741210	12 x 1,00	0,16	11,7	115,2	195
77741810	18 x 1,00	0,16	13,7	172,8	275
77742510	25 x 1,00	0,16	16,3	240,0	375
77743410	34 x 1,00	0,16	18,4	326,4	493
77745010	50 x 1,00	0,16	22,9	480,0	760
77746110	61 x 1,00	0,16	25,0	585,6	905
77740315	3 x 1,50	0,16	8,0	43,2	87
77740415	4 x 1,50	0,16	8,9	57,6	108

item no.	no. of cores x cross section n x mm ²	largest single wire ø mm	outer-ø ± 5% mm	copper figure kg/km	cable weight ≈ kg/km
77740515	5 x 1,50	0,16	9,4	72,0	131
77740715	7 x 1,50	0,16	10,9	100,8	168
77741215	12 x 1,50	0,16	13,0	172,8	261
77741815	18 x 1,50	0,16	14,3	259,2	367
77742515	25 x 1,50	0,16	18,3	360,0	512
77743415	34 x 1,50	0,16	20,6	489,6	680
77745015	50 x 1,50	0,16	25,3	720,0	1026
77746115	61 x 1,50	0,16	27,7	878,4	1228
77740325	3 x 2,50	0,16	9,3	72,0	126
77740425	4 x 2,50	0,16	10,0	96,0	155
77740525	5 x 2,50	0,16	11,1	120,0	187
77740725	7 x 2,50	0,16	12,8	168,0	249
77741225	12 x 2,50	0,16	15,7	288,0	400
77741825	18 x 2,50	0,16	18,6	432,0	577
77742525	25 x 2,50	0,16	23,5	600,0	847
77740340	3 x 4,00	0,16	10,5	115,2	221
77740440	4 x 4,00	0,16	11,5	153,6	232
77740540	5 x 4,00	0,16	12,6	192,0	271
77740360	3 x 6,00	0,21	12,2	172,8	257
77740460	4 x 6,00	0,21	13,3	230,4	323
77740560	5 x 6,00	0,21	14,6	288,0	376
77740361	3 x 10,0	0,21	15,8	288,0	418
77740461	4 x 10,0	0,21	17,4	384,0	536
77740561	5 x 10,0	0,21	19,5	480,0	653
77740362	3 x 16,0	0,21	18,6	460,8	594
77740462	4 x 16,0	0,21	20,6	614,4	824
77740562	5 x 16,0	0,21	24,5	768,0	1062
77740463	4 x 25,0	0,21	26,0	960,0	1243
77740563	5 x 25,0	0,21	28,9	1200,0	1512
77740464	4 x 35,0	0,21	29,5	1344,0	1626
77740564	5 x 35,0	0,21	32,8	1680,0	1983
77740465	4 x 50,0	0,31	36,2	1920,0	2331

Other dimensions and colours are possible on request.

Cable Track Cable

SD 980 CP

continuously flexible TPE/PUR data cable with coloured cores and overall copper screen



Marking for SD 980 CP 77842501:

SAB BRÖCKSKES · D-VIERSEN · 77842501 25 x 0,14 mm² SD 980 CP 26 AWG/25c 77842625

AWM Style 21198 80°C 300V CSA AWM I/II A/B 80°C 300V FT1 FT2 CE

Construction:

Conductor:	bare copper strands, extra fine wires
Insulation:	TPE
Colour code:	with reference to DIN 47100
Stranding:	specially adjusted layering with netting tape over each layer
Screen:	tinned copper braiding
Wrapping:	non-woven tape
Sheath material:	PUR, TPU acc. to EN 50363-10-2 + VDE 0207-363-10-2 with mat surface
Sheath colour:	grey (RAL 7032)

Technical Data:

Peak operating voltage:	max. 350 V	
Voltage UL/CSA:	300 V	
Testing voltage:	core/core	2000 V
	core/screen	2000 V
Min. bending radius <i>continuously flexible:</i>	7,5 x d	
Radiation resistance:	5 x 10 ⁷ cJ/kg	
Temperature range <i>fixed laying:</i>	DIN VDE	UL/CSA: up to +80 °C
<i>flexible application:</i>	-50/+90 °C	
	-40/+90 °C	
Halogen-free:	acc. to IEC 60754-1 + VDE 0482-754-1	
Fire performance:	flame retardant and self-extinguishing acc. to IEC 60332-1-2 + VDE 0482-332-1-2, CSA FT1 (acc. to dimension), FT2	
Oil resistance:	very good - TPU acc. to EN 50363-10-2 + VDE 0207-363-10-2	
Chem. resistance:	good against acids, alkalines, solvents, hydraulic liquids etc.	
Continuous flexibility:	very good	
Absence of harmful substances:	acc. to RoHS directive of the European Union, see chapter N „Technical data“	

B
49

Outstanding features:



- **PWIS uncritical**
(PWIS = paint-wetting impairment substances)
- **halogen-free**
- **flexible at low temperatures**
- **travel > 10 m is possible**
- **high abrasion resistance**
- **small bending radius**
- **good EMC characteristics**

item no.	no. of cores x cross section n x mm ²	largest single wire ø mm	outer-ø ± 5% mm	copper figure kg/km	cable weight ≈ kg/km
77840301	3 x 0,14	0,11	4,2	14,3	24
77840401	4 x 0,14	0,11	4,5	15,7	27
77840501	5 x 0,14	0,11	4,9	20,6	33
77840701	7 x 0,14	0,11	5,3	23,4	38
77841001	10 x 0,14	0,11	6,0	29,4	47
77841401	14 x 0,14	0,11	6,4	34,9	55
77841801	18 x 0,14	0,11	7,0	43,8	68
77842501	25 x 0,14	0,11	8,0	57,3	88
77840302	3 x 0,25	0,11	4,6	17,6	29
77840402	4 x 0,25	0,11	4,8	20,0	32
77840502	5 x 0,25	0,11	5,2	25,9	40
77840702	7 x 0,25	0,11	5,8	30,9	47

item no.	no. of cores x cross section n x mm ²	largest single wire ø mm	outer-ø ± 5% mm	copper figure kg/km	cable weight ≈ kg/km
77841002	10 x 0,25	0,11	6,6	41,7	61
77841402	14 x 0,25	0,11	7,0	53,2	76
77841802	18 x 0,25	0,11	7,8	64,7	91
77842502	25 x 0,25	0,11	9,0	86,3	120
77840303	3 x 0,34	0,11	4,8	20,2	32
77840403	4 x 0,34	0,11	5,1	26,9	39
77840503	5 x 0,34	0,11	5,6	30,4	44
77840703	7 x 0,34	0,11	6,2	38,9	55
77841003	10 x 0,34	0,11	7,0	52,2	72
77841403	14 x 0,34	0,11	7,5	67,0	89
77841803	18 x 0,34	0,11	8,2	82,5	108
77842503	25 x 0,34	0,11	9,6	110,7	142

Other dimensions and colours are possible on request.



Possible on request:

- **in dimensions**
0,50 mm² and 0,75 mm²
- **with coloured cores**
acc. to colour code US 2

Cable Track Cable

S 980 CP

continuously flexible TPE/PUR control cable with numbered cores and overall copper screen



Marking for S 980 CP 77840715:

SAB BRÜCKSKES · D-VIERSEN · 77841205 12 x 0,5 mm² S 980 CP 20 AWG/7c 77842012

AWM Style 21060 80°C 600V CSA AWM I/II A/B 80°C 600V FT1 FT2 CE

Construction:

Conductor:	bare copper strands acc. to IEC 60228, VDE 0295, class 6
Insulation:	TPE
Colour code:	black cores with consecutive numbers acc. to EN 50334 + VDE 0293-334, green-yellow earth wire from 3 cores
Stranding:	specially adjusted layering with netting tape over each layer
Inner sheath:	special SABIX®
Wrapping:	non-woven tape
Screen:	tinned copper braiding
Wrapping:	non-woven tape
Sheath material:	PUR, TMPU acc. to EN 50363-10-2 + VDE 0207-363-10-2 with mat surface
Sheath colour:	grey (RAL 7000)

Technical Data:

Nominal voltage:	U ₀ /U 300/500 V	
Voltage UL/CSA:	600 V	
Testing voltage:	core/core	2000 V
	core/screen	2000 V
Min. bending radius <i>continuously flexible:</i>	7,5 x d	
Radiation resistance:	5 x 10 ⁷ cJ/kg	
Temperature range	DIN VDE	UL/CSA: up to +80 °C
<i>fixed laying:</i>	-50/+90 °C	
<i>flexible application:</i>	-40/+90 °C	
Halogen-free:	acc. to IEC 60754-1 + VDE 0482-754-1	
Fire performance:	flame retardant and self-extinguishing acc. to IEC 60332-1-2 + VDE 0482-332-1-2, CSA FT1, FT2	
Oil resistance:	very good - TMPU acc. to EN 50363-10-2 + VDE 0207-363-10-2	
Chem. resistance:	good against acids, alkalines, solvents, hydraulic liquids etc.	
Continuous flexibility:	very good	
Absence of harmful substances:	acc. to RoHS directive of the European Union, see chapter N „Technical data“	

Outstanding features:

- PWIS uncritical
(PWIS = paint-wetting impairment substances)
- halogen-free
- flexible at low temperatures
- travel > 10 m is possible
- high abrasion resistance
- small bending radius
- good EMC characteristics

item no.	no. of cores x cross section n x mm ²	largest single wire ø mm	outer-ø ± 5% mm	copper figure kg/km	cable weight ≈ kg/km
77840305	3 x 0,50	0,16	8,6	35,9	86
77840405	4 x 0,50	0,16	9,0	42,9	98
77840505	5 x 0,50	0,16	9,7	50,2	112
77840705	7 x 0,50	0,16	10,8	62,8	137
77841205	12 x 0,50	0,16	12,6	112,1	204
77841805	18 x 0,50	0,16	14,7	172,4	286
77842505	25 x 0,50	0,16	17,1	230,2	380
77843005	30 x 0,50	0,16	18,0	255,2	434
77843605	36 x 0,50	0,16	19,2	296,9	498
77840307	3 x 0,75	0,16	9,0	45,3	96
77840407	4 x 0,75	0,16	9,5	55,0	110
77840507	5 x 0,75	0,16	10,3	65,0	127
77840707	7 x 0,75	0,16	11,7	104,3	172
77841207	12 x 0,75	0,16	13,8	146,2	254
77841807	18 x 0,75	0,16	16,0	227,5	354
77842507	25 x 0,75	0,16	18,7	303,4	455
77843007	30 x 0,75	0,16	19,0	339,8	522
77843607	36 x 0,75	0,16	20,4	384,9	599
77840310	3 x 1,00	0,16	9,2	52,6	105
77840410	4 x 1,00	0,16	9,8	64,7	122
77840510	5 x 1,00	0,16	10,5	77,1	141
77840710	7 x 1,00	0,16	12,1	121,4	192
77841210	12 x 1,00	0,16	14,2	200,8	299
77841810	18 x 1,00	0,16	16,1	270,8	401
77842510	25 x 1,00	0,16	19,3	364,3	521
77843010	30 x 1,00	0,16	19,7	412,9	603
77843610	36 x 1,00	0,16	22,8	484,8	776
77840315	3 x 1,50	0,16	9,5	69,4	119
77840415	4 x 1,50	0,16	10,8	86,8	152
77840515	5 x 1,50	0,16	11,5	119,8	189

item no.	no. of cores x cross section n x mm ²	largest single wire ø mm	outer-ø ± 5% mm	copper figure kg/km	cable weight ≈ kg/km
77840715	7 x 1,50	0,16	13,2	160,4	250
77841215	12 x 1,50	0,16	15,7	270,4	384
77841815	18 x 1,50	0,16	18,0	370,8	515
77842515	25 x 1,50	0,16	23,1	499,7	776
77843015	30 x 1,50	0,16	23,5	572,5	865
77843615	36 x 1,50	0,16	24,9	685,5	1004
77840325	3 x 2,50	0,16	11,4	119,7	183
77840425	4 x 2,50	0,16	12,1	150,2	218
77840525	5 x 2,50	0,16	13,4	179,7	260
77840725	7 x 2,50	0,16	15,5	265,4	369
77841225	12 x 2,50	0,16	18,7	411,4	559
77841825	18 x 2,50	0,16	23,4	572,3	843
77842525	25 x 2,50	0,16	27,2	772,8	1079
77840340	3 x 4,00	0,16	12,6	169,7	249
77840440	4 x 4,00	0,16	13,8	213,6	305
77840540	5 x 4,00	0,16	15,2	289,3	374
77840360	3 x 6,00	0,21	14,7	258,8	349
77840460	4 x 6,00	0,21	15,8	328,3	437
77840560	5 x 6,00	0,21	17,3	398,4	497
77840361	3 x 10,0	0,21	18,8	411,5	553
77840461	4 x 10,0	0,21	20,5	509,9	681
77840561	5 x 10,0	0,21	24,3	645,7	903
77840362	3 x 16,0	0,21	22,3	601,1	786
77840462	4 x 16,0	0,21	25,2	782,2	1046
77840562	5 x 16,0	0,21	28,2	943,3	1257
77840463	4 x 25,0	0,21	29,7	1155,1	1504
77840563	5 x 25,0	0,21	32,6	1406,1	1802
77840464	4 x 35,0	0,21	33,2	1552,5	1918
77840564	5 x 35,0	0,21	36,5	1914,1	2299

Other dimensions and colours are possible on request.

B
50


Cable Track Cable

SD 980 CP TP

continuously flexible paired TPE/PUR data cable with coloured cores and overall copper screen



WM I/II A/B 80°C 300V FT1 FT2 CE



Marking for SD 980 CP TP 77890725:

SAB BRÜCKSKES · D-VIERSEN · 77890325 3 x 2 x 0,25 mm² SD 980 CP TP 24 AWG/3pr 77892403

AWM Style 21198 80°C 300V CSA AWM I/II A/B 80°C 300V FT1 FT2 CE

Construction:

Conductor:	bare copper strands, extra fine wires
Insulation:	TPE
Colour code:	with reference to DIN 47100
Stranding:	cores twisted to pairs, pairs twisted in specially adjusted layering with netting tape over each layer
Screen:	tinned copper braiding
Wrapping:	non-woven tape
Sheath material:	PUR, TPU acc. to EN 50363-10-2 + VDE 0207-363-10-2 with mat surface
Sheath colour:	grey (RAL 7032)

Technical Data:

Peak operating voltage:	max. 350 V	
Voltage UL/CSA:	300 V	
Testing voltage:	core/core	2000 V
	core/screen	2000 V
Min. bending radius <i>continuously flexible:</i>	7,5 x d	
Radiation resistance:	5 x 10 ⁷ cJ/kg	
Temperature range <i>fixed laying:</i>	DIN VDE	UL/CSA: up to +80 °C
<i>flexible application:</i>	-50/+90 °C -40/+90 °C	
Halogen-free:	acc. to IEC 60754-1 + VDE 0482-754-1	
Fire performance:	flame retardant and self-extinguishing acc. to IEC 60332-1-2 + VDE 0482-332-1-2, CSA FT1 (acc. to dimension), FT2	
Oil resistance:	very good - TPU acc. to EN 50363-10-2 + VDE 0207-363-10-2	
Chem. resistance:	good against acids, alkalines, solvents, hydraulic liquids etc.	
Continuous flexibility:	very good	
Absence of harmful substances:	acc. to RoHS directive of the European Union, see chapter N „Technical data“	

B
51

Outstanding features:



- PWIS uncritical
(PWIS = paint-wetting impairment substances)
- halogen-free
- flexible at low temperatures
- travel > 10 m is possible
- high abrasion resistance
- small bending radius
- good EMC characteristics

item no.	no. of pairs x cross section n x 2 x mm ²	largest single wire ø mm	outer-ø ± 10% mm	copper figure kg/km	cable weight ≈ kg/km
77890214	2 x 2 x 0,14	0,11	5,1	19,3	34
77890314	3 x 2 x 0,14	0,11	5,6	22,1	39
77890414	4 x 2 x 0,14	0,11	6,3	26,8	47
77890514	5 x 2 x 0,14	0,11	6,7	31,1	53
77890714	7 x 2 x 0,14	0,11	7,2	38,5	64
77891014	10 x 2 x 0,14	0,11	8,4	50,7	83
77891414	14 x 2 x 0,14	0,11	9,3	66,6	105
77891814	18 x 2 x 0,14	0,11	10,3	96,0	136
77892514	25 x 2 x 0,14	0,11	11,7	121,6	174
77890225	2 x 2 x 0,25	0,11	5,6	23,6	42
77890325	3 x 2 x 0,25	0,11	6,2	30,4	52
77890425	4 x 2 x 0,25	0,11	6,9	38,7	60
77890525	5 x 2 x 0,25	0,11	7,4	43,8	68
77890725	7 x 2 x 0,25	0,11	7,9	57,2	85
77891025	10 x 2 x 0,25	0,11	9,2	74,3	110
77891425	14 x 2 x 0,25	0,11	10,9	115,1	157
77891825	18 x 2 x 0,25	0,11	11,6	140,7	188
77892525	25 x 2 x 0,25	0,11	14,0	205,5	275
77890234	2 x 2 x 0,34	0,11	5,9	29,0	48
77890334	3 x 2 x 0,34	0,11	6,5	37,2	60
77890434	4 x 2 x 0,34	0,11	7,4	45,9	72
77890534	5 x 2 x 0,34	0,11	7,9	56,3	81
77890734	7 x 2 x 0,34	0,11	8,5	69,5	98

item no.	no. of pairs x cross section n x 2 x mm ²	largest single wire ø mm	outer-ø ± 10% mm	copper figure kg/km	cable weight ≈ kg/km
77891034	10 x 2 x 0,34	0,11	9,9	94,5	130
77891434	14 x 2 x 0,34	0,11	11,6	145,7	186
77891834	18 x 2 x 0,34	0,11	12,5	177,1	223
77892534	25 x 2 x 0,34	0,11	14,7	260,3	320
77890250	2 x 2 x 0,50	0,11	6,8	36,9	60
77890350	3 x 2 x 0,50	0,11	7,6	50,2	79
77890450	4 x 2 x 0,50	0,11	8,7	64,6	98
77890550	5 x 2 x 0,50	0,11	9,4	77,0	113
77890750	7 x 2 x 0,50	0,11	10,3	114,8	148
77891050	10 x 2 x 0,50	0,11	12,1	150,6	197
77891450	14 x 2 x 0,50	0,11	14,3	220,4	282
77891850	18 x 2 x 0,50	0,11	16,1	270,8	363
77892550	25 x 2 x 0,50	0,11	18,0	351,3	460
77890275	2 x 2 x 0,75	0,11	7,7	50,2	79
77890375	3 x 2 x 0,75	0,11	8,8	69,4	98
77890475	4 x 2 x 0,75	0,11	9,9	86,8	121
77890575	5 x 2 x 0,75	0,11	11,1	126,0	161
77890775	7 x 2 x 0,75	0,11	11,9	155,3	189
77891075	10 x 2 x 0,75	0,11	14,7	241,1	303
77891475	14 x 2 x 0,75	0,11	17,3	312,0	403
77891875	18 x 2 x 0,75	0,11	18,6	382,6	486
77892575	25 x 2 x 0,75	0,11	22,7	499,0	704

Other dimensions and colours are possible on request.



Possible on request:

- with coloured cores
acc. to colour code US 3